



King's Research Portal

DOI:

[10.1016/j.tetlet.2020.151942](https://doi.org/10.1016/j.tetlet.2020.151942)

Document Version

Peer reviewed version

[Link to publication record in King's Research Portal](#)

Citation for published version (APA):

Cobb, A., Townsend, D., Weymouth-Wilson, A., Komsta, Z., Evans, T., & Shankland, K. (2020). Synthesis of an intriguing steroidal constitutional isomer. *TETRAHEDRON LETTERS*, 61(23), Article 151942.

<https://doi.org/10.1016/j.tetlet.2020.151942>

Citing this paper

Please note that where the full-text provided on King's Research Portal is the Author Accepted Manuscript or Post-Print version this may differ from the final Published version. If citing, it is advised that you check and use the publisher's definitive version for pagination, volume/issue, and date of publication details. And where the final published version is provided on the Research Portal, if citing you are again advised to check the publisher's website for any subsequent corrections.

General rights

Copyright and moral rights for the publications made accessible in the Research Portal are retained by the authors and/or other copyright owners and it is a condition of accessing publications that users recognize and abide by the legal requirements associated with these rights.

- Users may download and print one copy of any publication from the Research Portal for the purpose of private study or research.
- You may not further distribute the material or use it for any profit-making activity or commercial gain
- You may freely distribute the URL identifying the publication in the Research Portal

Take down policy

If you believe that this document breaches copyright please contact librarypure@kcl.ac.uk providing details, and we will remove access to the work immediately and investigate your claim.

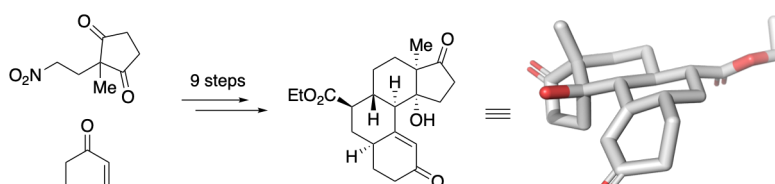
Graphical Abstract

To create your abstract, type over the instructions in the template box below.
Fonts or abstract dimensions should not be changed or altered.

Synthesis of an intriguing steroidal constitutional isomer

Leave this area blank for abstract info.

Daniel Townsend, Kenneth Shankland, Alex Weymouth-Wilson, Zofia Komsta, Tim Evans, Alexander J. A. Cobb





Synthesis of an intriguing steroidal constitutional isomer

Daniel Townsend^a, Kenneth Shankland^b, Alex Weymouth-Wilson^c, Zofia Komsta^c, Tim Evans^c, and Alexander J. A. Cobb^a

^aDepartment of Chemistry, King's College London, 7 Trinity Street, London SE1 1DB, UK

^bSchool of Chemistry, Food and Pharmacy, University of Reading, Whiteknights, Reading, Berks RG6 6AD, UK

^cDextra Laboratories Ltd, Thames Valley Science Park, The Gateway, 1 Collegiate Square, Reading, Berks RG2 9LH, UK

ARTICLE INFO

Article history:

Received

Received in revised form

Accepted

Available online

Keywords:

Steroids

Stereocontrol

Constitutional Isomers

Terpenes

ABSTRACT

We recently described the synthesis of an unusual tricyclic system, whereby a *cis*-decalin was fused to a *cis*-hydrindane. Herein, we wish to describe the elaboration of this system towards steroid-like frameworks. This report describes how, *en route* to an attempted cardiotoxic steroid synthesis, we stereoselectively functionalized the LHF-cyclohexyl ring with an ester ready for steroidal A-ring formation. Ultimately however, the required transposition of the cyclohexylketone did not occur as expected and resulted in the subsequent Robinson annulation forming an unusual steroidal constitutional isomer – the saturated cyclopenta[*c*]phenanthrene. Remarkably, such unusual tetracyclic connectivity has been reported just once in 70 years.

2009 Elsevier Ltd. All rights reserved.

1. Introduction

The synthesis of steroidal targets has fascinated synthetic chemists for decades.¹ This is of course due to the biological profile of these systems,² but much also has to do with the complex stereogenicity and the challenge of how to form these with accuracy and finesse. However, whilst as expected, the literature is rife with syntheses of the typical steroidal framework, examples of the synthesis of *constitutional isomers* (e.g. Figure 1) are extremely rare and only the saturated cyclopenta[*b*]phenanthrene system (Figure 1b), prepared by Covey and co-workers as a modulator of the GABA_A receptor,³ has been described. Indeed, the analogous saturated cyclopenta[*c*]phenanthrene system, and the subject of this report, does appear to have only been reported once in 1950 by Nazarov and co-workers who accessed it *via* Diels-Alder reaction between 1,3-Dimethyl-1-cyclopentene-4,5-dione and 1-vinyl- Δ^1 -octahydronaphthalene.⁴ Although this paucity could be due to the obvious need for the specific framework that steroids are required to have for biological activity, this large absence of any reports of this constitutional isomer within the literature is very curious.

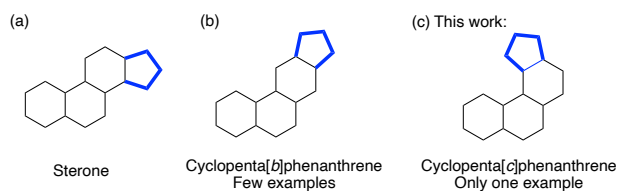


Figure 1. Constitutional isomers of the steroidal system are non-existent. In particular in relation to how the cyclopentyl-D-ring is arranged around the C-ring.

We recently reported the highly enantioselective synthesis of the very unusual tricyclic system **1** whereby a *cis*-decalin was fused to a *cis*-hydrindane.⁵ We viewed this system as a potential way into new steroidal frameworks – particularly the cardiotoxic steroids, which are characterized by the presence of a *cis*-hydrindane with a tertiary alcohol present at the C-14 position. This report details our attempts to access such a framework, which although unsuccessful uncovered a route to this new fascinating tetracyclic steroidal analogue.

In order to utilize our tricyclic system, we were aware that there were several transformations we needed to consider. The first and most obvious was the transposition of the cyclohexyl carbonyl to a position where we could use it to construct the A-ring of a steroidal system. The second was the need for epimerization of the *cis*-decalin to the corresponding *trans*-decalin, and finally we would be required to remove the nitro-group if we wanted to access any cardiotoxic natural product (Figure 2). Note that in all of our studies we deliberately target the enantiomeric systems to avoid issues of potential toxicity.

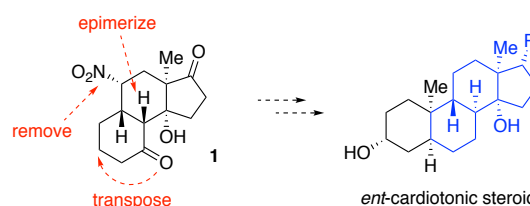
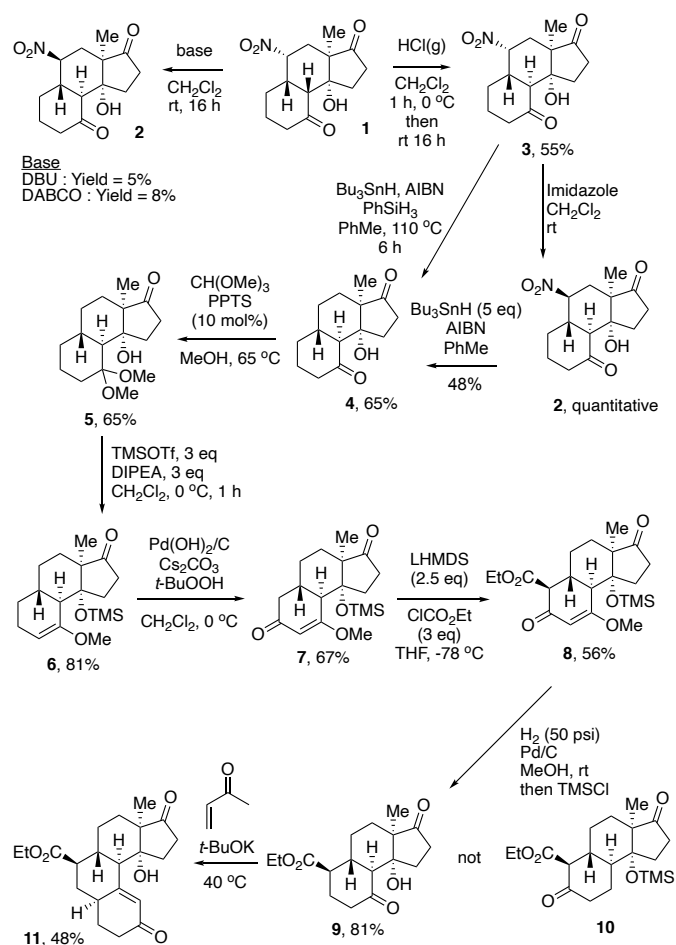


Figure 2. Requirements to use our framework towards a steroidal target.

2. Results and Discussion

We therefore first attempted the epimerization of the enolizable *trans*-decalin bridgehead proton, and although basic conditions (DBU or DABCO) resulted in very low yields of the C-11 nitro epimer **2**, it was found that HCl gas in dichloromethane gave us entry to the desired *trans*-decalin **3**, whose structure was confirmed by X-ray crystallography (Figure 3). With this in hand, we then began to look at removal of the nitro-group under radical conditions. Although we achieved an initial 75% yield of denitrated product **4** using 5 equivalents of tributyltin hydride in toluene at reflux for 2.5 h, we ultimately opted for Fu's more environmentally compatible conditions using reduced amounts of tributyltin hydride and phenylsilane as a co-reductant. Although providing only 65% yield, this required only stoichiometric amounts of the tin reagent – an important consideration for scale up.⁶



Scheme 1. Stereoselective introduction of an ethyl ester onto the B-ring and the total synthesis of unusual tetracycle **11**.

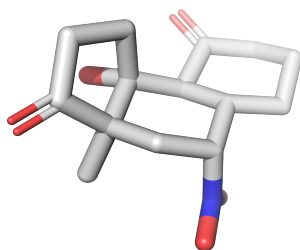


Figure 3. Single crystal X-ray structure of compound **3** showing the now *trans*-decalin unit (CCDC : 1967525).

Interestingly, the radical reduction was much less effective on epimeric compound **2**, where the nitro group occupied an equatorial position, resulting in just 48% yield using 5 equivalents of tributyl tin hydride. It was hoped that IBX oxidation of the cyclohexanone ring of compound **4**, which we felt had good precedence from Nicolaou's work,⁷ would allow us to gain a handle to introduce the steroidal A-ring. Unfortunately, this was unsuccessful and an alternative strategy was required. This first involved formation of acetal **5** and, as expected, exposure of the tricycle **4** to trimethyl orthoformate and pyridinium *p*-toluenesulfonate (PPTS) in methanol formed this selectively at the cyclohexanone ring in 65% yield. From here the plan was to eliminate the acetal to form the enol ether and then to perform an allylic oxidation, thus introducing the carbonyl to a position where we could introduce the steroidal A-ring. Our initial attempt to eliminate used conditions described by Gassman using trimethylsilyl triflate and Hünig's base in dichloromethane at 0 °C.⁸ Two products were isolated from this, these being the desired enol ether derivative of compound **5** in 50% yield, and the silylated product **6** in 36% yield. We felt that this silylated intermediate might be more useful in subsequent transformations and so optimized for this serendipitous by-product by using 3 equivalents of reagents. Pleasingly, after just 1 h using this modified stoichiometry, we obtained an 81% yield of enol ether **6**. Allylic oxidation using Corey-Yu conditions⁹ worked on both silylated and non-silylated frameworks, but with the former providing the better yield (67% vs 58%) to give enone **7**. We felt that this new carbonyl would firstly allow us to introduce what would become the C-19 methyl (or indeed hydroxymethyl) and indeed provide a useful handle to introduce the steroidal A-ring. We therefore successfully deprotonated the cyclohexanone ring with lithium hexamethyldisilazide and acylated with ethyl chloroformate to give functionalized intermediate **8** as a single diastereoisomer, which is presumably a result of equilibration under the reaction conditions towards the thermodynamically preferred equatorial product.

It was postulated that strongly reducing conditions would result in the desired tricycle **10** via a reduction-elimination-reduction pathway. Using high pressure reducing conditions gave a single product, which we believed to be this. In actual fact, we had made the regioisomeric system **9**. Unaware of this, we proceeded with the Robinson annulation using methyl vinyl ketone and were delighted to see clean conversion of the compound we thought to be tricycle **10**. However, the ¹H NMR spectrum of our purported steroidal framework on closer examination appeared to be subtly but critically different to that which we expected, and we ultimately assigned it to the tetracyclic steroid-like saturated cyclopenta[*c*]phenanthrene framework **11**. This was later confirmed by X-ray crystallographic analysis, which not only agreed with our proposed connectivity, but also verified the absolute stereochemistry of this very unusual system (Figure 4).

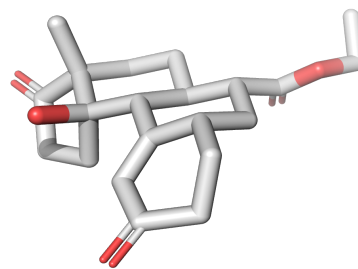


Figure 4. X-ray crystallography confirmed the structure of the intriguing tetracyclic, steroid-like framework **11** (CCDC : 1987209)

3. Conclusion

In summary, we have successfully elaborated our initial terpenoid framework **1** stereoselectively and have also managed to synthesize an unusual steroidal constitutional isomer. Although it is clear that this tetracycle was not our intended target, it brought our attention to the paucity of these simple steroidal variations, which are in themselves structurally fascinating. We hope that this report will stimulate thought as to why this is the case. Future work will examine further reactivities of this intriguing scaffold as well as their pharmacological profiles.

Acknowledgments

We thank King's College London and Dextra Laboratories for funding (to D. T.), and the Chemical Analysis Facility at the University of Reading for access to an X-ray diffractometer.

References and notes

1. For recent reviews on steroid synthesis, see (a) Khatri, H. R.; Carney, N.; Rutkoski, R.; Bhattarai, B.; Nagorny, P. *Eur. J. Org. Chem.* **2020**, 755. (b) Reguera, L.; Attorresi, C. I.; Ramírez, J. A.; Rivera, D. G. *Beilstein J. Org. Chem.* **2019**, *15*, 1236. (c) Mackay, E. G.; Sherburn, M. S. *Synthesis* **2015**, *47*, 1. (d) Gupta, P.; Panda, G. *Eur. J. Org. Chem.* **2014**, 8004.
2. Newman, D. J.; Cragg, G. M. *J. Nat. Prod.* **2012**, *75*, 311.

3. (a) Qian, M.; Covey, D. F. *Adv. Synth. Catal.* **2010**, *352*, 2057. (b) Scaglione, J. B.; Jastrzebska, I.; Krishnan, K.; Li, P.; Akk, G.; Manion, B. D.; Benz, A.; Taylor, A.; Rath, N. P.; Evers, A. S.; Zorumski, C. F.; Mennerick, S.; Covey, D. F. *J. Med. Chem.* **2008**, *51*, 1309. (c) Jastrzebska, I.; Scaglione, J. B.; DeKoster, G. T.; Rath, N. P.; Covey, D. F. *J. Org. Chem.* **2007**, *72*, 4837.
4. Nazarov, I. N.; Nagibina, T. D. *Zh. Obshch. Khim.* **1950**, *20*, 531.
5. Townsend, D.; Shankland, K.; Weymouth-Wilson, A.; Komsta, Z.; Evans, T.; Cobb, A. J. A. *Chem. Eur. J.* **2020**, *26*, 3504.
6. Tormo, J.; Hays, D. S.; Fu, G. C. *J. Org. Chem.* **1998**, *63*, 5296. (unfortunately the catalytic conditions were not high yielding).
7. Nicolaou, K. C.; Zhong, Y. L.; Baran, P. S. *J. Am. Chem. Soc.* **2000**, *122*, 7596.
8. Gassman, P. G.; Burns, S. J.; Pfister, K. B. *J. Org. Chem.* **1993**, *58*, 1449.
9. Yu, J.-Q.; Corey, E. J. *J. Am. Chem. Soc.* **2003**, *125*, 3232.

Supplementary Material

Supplementary material for the synthesis of all compounds described along with spectroscopic data is available free of charge.

[Click here to return to instruction text.](#)