



King's Research Portal

DOI:

[10.1088/1361-6382/acace4](https://doi.org/10.1088/1361-6382/acace4)

Document Version

Peer reviewed version

[Link to publication record in King's Research Portal](#)

Citation for published version (APA):

Lim, E., Croft, R., Sperhake, U., Helfer, T., Ge, B.-X., Clough, K., & Radia, M. (2022). The gravitational afterglow of boson stars. *Classical and Quantum Gravity*. <https://doi.org/10.1088/1361-6382/acace4>

Citing this paper

Please note that where the full-text provided on King's Research Portal is the Author Accepted Manuscript or Post-Print version this may differ from the final Published version. If citing, it is advised that you check and use the publisher's definitive version for pagination, volume/issue, and date of publication details. And where the final published version is provided on the Research Portal, if citing you are again advised to check the publisher's website for any subsequent corrections.

General rights

Copyright and moral rights for the publications made accessible in the Research Portal are retained by the authors and/or other copyright owners and it is a condition of accessing publications that users recognize and abide by the legal requirements associated with these rights.

- Users may download and print one copy of any publication from the Research Portal for the purpose of private study or research.
- You may not further distribute the material or use it for any profit-making activity or commercial gain
- You may freely distribute the URL identifying the publication in the Research Portal

Take down policy

If you believe that this document breaches copyright please contact librarypure@kcl.ac.uk providing details, and we will remove access to the work immediately and investigate your claim.

PAPER • OPEN ACCESS

The gravitational afterglow of boson stars

To cite this article: Robin Croft *et al* 2023 *Class. Quantum Grav.* **40** 065001

View the [article online](#) for updates and enhancements.

You may also like

- [Evidence for X-Ray Emission in Excess to the Jet-afterglow Decay 3.5 yr after the Binary Neutron Star Merger GW 170817: A New Emission Component](#)
A. Hajela, R. Margutti, J. S. Bright et al.
- [THE AFTERGLOWS OF SWIFT-ERA GAMMA-RAY BURSTS. II. TYPE I GRB VERSUS TYPE II GRB OPTICAL AFTERGLOWS](#)
D. A. Kann, S. Klose, B. Zhang et al.
- [X-Ray Afterglows from the Gamma-Ray Burst "Large-angle" Emission](#)
A. Panaitescu

The gravitational afterglow of boson stars

Robin Croft^{1,*} , Thomas Helfer² , Bo-Xuan Ge³ ,
Miren Radia¹ , Tamara Evstafyeva¹ , Eugene A Lim³ ,
Ulrich Sperhake¹  and Katy Clough^{4,5} 

¹ Centre for Theoretical Cosmology, Department of Applied Mathematics and Theoretical Physics, University of Cambridge, Wilberforce Road, Cambridge CB3 0WA, United Kingdom

² Department of Physics and Astronomy, Johns Hopkins University, Baltimore, MD 21218, United States of America

³ Theoretical Particle Physics and Cosmology Group, Physics Department, Kings College London, Strand, London WC2R 2LS, United Kingdom

⁴ Astrophysics, University of Oxford, DWB, Keble Road, Oxford OX1 3RH, United Kingdom

⁵ School of Mathematical Sciences, Queen Mary University of London, Mile End Road, London E1 4NS, United Kingdom

E-mail: rc634@cam.ac.uk

Received 27 September 2022; revised 24 November 2022

Accepted for publication 19 December 2022

Published 15 February 2023



CrossMark

Abstract

In this work we study the long-lived post-merger gravitational wave signature of a boson-star binary coalescence. We use full numerical relativity to simulate the post-merger and track the gravitational afterglow over an extended period of time. We implement recent innovations for the binary initial data, which significantly reduce spurious initial excitations of the scalar field profiles, as well as a measure for the angular momentum that allows us to track the total momentum of the spatial volume, including the curvature contribution. Crucially, we find the afterglow to last much longer than the spin-down timescale. This prolonged *gravitational wave afterglow* provides a characteristic signal that may distinguish it from other astrophysical sources.

* Author to whom any correspondence should be addressed.



Original Content from this work may be used under the terms of the [Creative Commons Attribution 4.0 licence](https://creativecommons.org/licenses/by/4.0/). Any further distribution of this work must maintain attribution to the author(s) and the title of the work, journal citation and DOI.

Keywords: afterglows, gravitational wave, boson star, merger

(Some figures may appear in colour only in the online journal)

1. Introduction

Gravitational waves (GWs) were first predicted by Einstein in 1916 as a consequence of general relativity. Their recent detection by the LIGO and Virgo observatories has opened up a new window on the Universe. This window has led to new probes of the nature of black holes (BHs) and to a wealth of astrophysical findings, challenging our understanding of stellar evolution and binary population models [1–4]. However, one of the most exciting and as yet unrealized prospects is to use GWs to shed light on the nature of the dark matter (DM) component of the Universe’s energy budget. In the absence of direct couplings between dark and baryonic matter, gravitational interactions will be the only way to probe fundamental characteristics of DM—i.e. mass, spin and strength of self-interactions. With weakly interacting massive particles proving elusive in direct detection experiments, there has been a resurgence in the interest of other DM candidates, particularly those with low masses ($m \leq \text{eV}$) and bosonic in nature. Promising alternatives of this type include the QCD axion, axion-like particles motivated by string theory compactifications, and ‘dark photons’ [5–14].

These bosonic distributions may condense, for example from localized overdensities [15], into gravitationally bound compact objects, which are referred to as boson stars (BSs) [16–27]. Stationary equilibrium solutions of this type have been found for different types of bosons, including scalars [23, 28–53], vector fields [54–67] or higher-spin fields [68].

Binary coalescences involving BSs represent a promising channel to observationally identify or constrain their populations. Their potentially high compactness implies that mergers can generate GWs detectable with present GW observatories. Most present work in the literature on BSs focusses on the GW signatures generated during the pre-merger infall or inspiral [69–73] and during the merger phase itself [21, 28, 74–89]; these are, of course, the regimes of most notable interest in the GW observation of neutron-star and black-hole binary coalescences. The main focus of our work, however, is the long-lived post-merger GW emission or *afterglow* resulting from the merger of two BSs into a single compact but horizon-free remnant; for first explorations of BS coalescences including the relaxation into a non-rotating BS or a hairy BH see [75, 79, 82]. First indications of such an afterglow were noted in [78] in the case of a head-on collision resulting in a highly perturbed BS. Here, we demonstrate that this afterglow can be very long lived, with barely any decay in amplitude following a transient burst during the merger phase itself. The characteristics of this post-merger afterglow contrast sharply with the corresponding GW signatures of most BH or NS mergers, which, if resulting in BH formation, are dominated by the exponential quasi-normal ringdown.

We illustrate and explore in detail the gravitational afterglow of BSs for the case of the inspiral and merger of two equal-mass BSs in a collision with a non-zero impact parameter. For the moderate compactness of the initial binary constituents chosen in our simulations, the final state of the collision is a highly perturbed BS with decreasing spin. Crucially, this spin-down occurs on a time scale *much longer* than a single GW oscillation time period. The associated long-lived GW afterglow may exhibit information about the post-merger dynamics of such systems. In particular, we find an intriguing correlation between the phases of different GW multipoles and the dynamical spin amplitude.

The results of this paper suggest that using standard merger templates consisting mostly of the inspiral and merger contributions may be insufficient to capture fundamental dynamics of

a boson-star merger event. Rather, comprehensive BS searches likely require extended wave-form templates which also capture the rich post-merger GW afterglow phenomenology.

This paper is structured as follows: In section 2 we briefly summarize our computational framework, list the parameters of our initial configurations and the grid setups employed in their time evolution, and introduce the diagnostics specific to our simulations. In section 3, we list the key features of the post-merger remnant. The corresponding GW signal is discussed in more detail in section 4 and we conclude in section 5. Technical details of the numerical methodology, the calculation of angular momentum, and the estimate of numerical uncertainties are relegated to appendices A, B and C. Unless explicitly stated otherwise, we use units where the speed of light and Planck's constant are set to unity, $c = \hbar = 1$, and we express the gravitational constant in terms of the Planck mass $G = 1/M_{\text{Pl}}^2$. Unless specified otherwise, Latin indices run from 1 to 3 while Greek ones run from 0 to 3.

2. Simulation set-up

Throughout this work, we model BSs as a complex scalar field minimally coupled to the gravitational sector of a Lorentzian manifold with metric $g_{\alpha\beta}$. The corresponding Lagrangian is given by the Einstein–Hilbert action plus a matter term,

$$\mathcal{L} = \frac{1}{16\pi G} R + \mathcal{L}_m, \quad (1)$$

$$\mathcal{L}_m = -\frac{1}{2} g^{\mu\nu} \nabla_\mu \bar{\varphi} \nabla_\nu \varphi - \frac{1}{2} V(\varphi), \quad (2)$$

with the potential function for a non-interacting scalar of mass m ,

$$V(\varphi) = m^2 \bar{\varphi} \varphi. \quad (3)$$

This choice of potential results in BS solutions that are referred to as *mini-boson stars* [32, 90, 91]. Our construction of boson-star binary initial data can loosely be summarized in the following three steps.

- (a) Generate a stationary, non-rotating solution for a single BS.
- (b) Apply a Lorentz boost to obtain a single star with linear momentum.
- (c) Superpose two such solutions according to the procedure described in [78, 92] which substantially reduces spurious initial oscillations of the individual BSs as compared to the more common procedure of plain superposition.

Most of our results are obtained from simulating a grazing collision of two stable BSs, each with mass⁶ $M = 0.3950 M_{\text{Pl}}^2 m^{-1}$ and initial velocity $v = \mp(0.1, 0, 0)$.

The stars are initially located $d_{\text{init}} = 80 m^{-1}$ apart in the x direction and also offset by an impact parameter $b = 8 m^{-1}$ perpendicular to this axis; it is through this offset (rather than a velocity component off the x direction) that the binary is endowed with initial orbital angular momentum. The Newtonian point-particle estimate for the angular momentum of this configuration,

$$L_N = Mbv_x = 0.316 M_{\text{Pl}}^2/m^2, \quad (4)$$

⁶ This mass is obtained for a central scalar-field amplitude $|\varphi(0)|/M_{\text{Pl}} = 0.0124$ and results in a compactness estimate $\mathcal{C} := \max(m(r)/r) = 0.024$ in radial gauge. For comparison the Kaup limit configuration has $M = 0.633$ and $\mathcal{C} = 0.12$.

agrees remarkably well with the relativistic measurement which only deviates by 1.1%. A summary of this binary's initial data together with the main parameters of the numerical setup are given in table 1. We have simulated numerous other binary configurations—different BS masses, initial velocities v and impact parameters b —that display qualitatively the same behavior. The main features of the binary dynamics that we will report in the following are thus *not* a consequence of any fine tuning of initial data.

For all simulations, we use a square box of width $D = 1024 \text{ m}^{-1}$, employing the adaptive mesh refinement (AMR) capabilities of GRChombo [93–95]. Besides the standard computation of the Newman-Penrose scalar whose implementation in GRChombo is described in detail in [93], we compute in our simulations two diagnostic quantities specific to the BS systems under study.

First, we introduce the mass measure

$$M = \int_{\Omega} \rho \sqrt{\gamma} dV, \quad (5)$$

where $\rho = T_{\mu\nu} n^{\mu} n^{\nu}$ is the energy density as measured by observers moving along the normal vector n^{μ} to the spatial hypersurfaces. The second is a time dependent measure \tilde{L} , defined in equation (B10), for the angular momentum contained inside a specified volume V . This quantity is obtained by adding to the initial angular momentum the time integrated rate of change due to the source of momentum that crucially includes contributions from the spacetime dynamics; the details for computing this quantity \tilde{L} are given in appendix B.

3. The merger remnant

When colliding two BSs with angular momentum, we expect one of the following outcomes:

- (a) A toroidal spinning BS [96–99],
- (b) A non-spinning BS with perturbations carrying away the angular momentum [89, 100–102],
- (c) A BH [78–80], or,
- (d) Total dispersion of all matter.

For sufficiently small compactness of the progenitors the merger does not form a BH. While we have observed black-hole formation in some of our calibration runs starting with more compact BSs, in the remainder of this paper we focus on the scenario where the merger results in a compact bosonic configuration without a horizon as shown in figure 1. The scalar-amplitude profiles in this figure (nor at any other times during the evolution) display no signs of a toroidal structure and we therefore interpret the merger outcome as a perturbed non-spinning BS corresponding to the second item in the above list; see also [79, 80].

In figure 2, we display the angular momentum \tilde{L} of the BS configuration inside a coordinate sphere of radius 60 m^{-1} throughout inspiral, merger and the afterglow phase. Up to the time of merger around $t \approx 300 \text{ m}^{-1}$, the angular momentum remains approximately constant before rapidly decreasing in the post-merger phase. To leading order, the tail of the resulting curve $\tilde{L}(t)$ is approximated by an exponential decay with half-life $4 \times 10^3 \text{ m}^{-1}$, as obtained from an exponential fit to the data of Run 2 starting at $t = 2000 \text{ m}^{-1}$.

Translated into SI units, the half-life is

$$t_{\text{half}} = 83 \text{ years} \left(\frac{10^{-21} \text{ eV}}{m} \right). \quad (6)$$

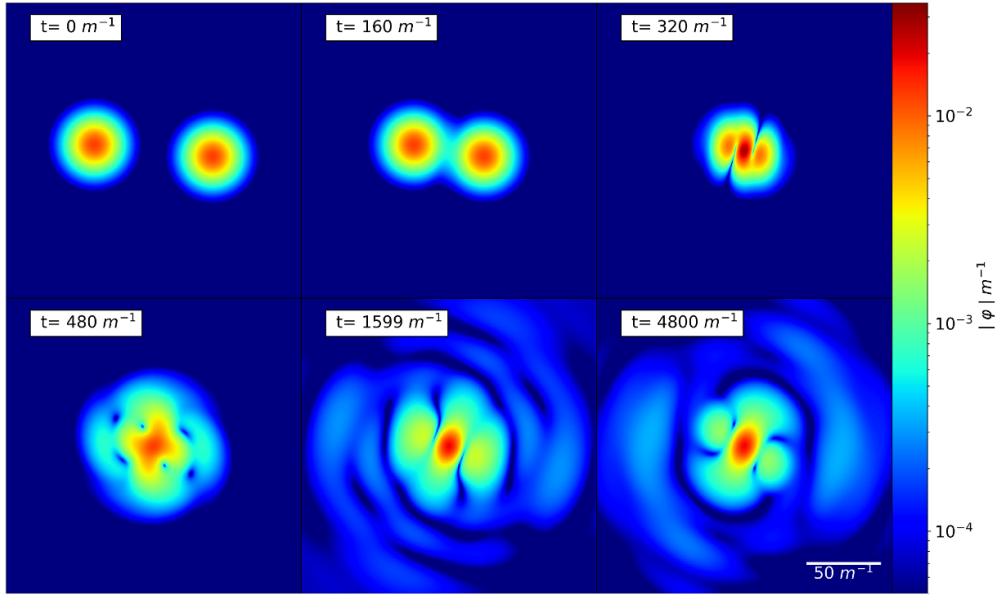


Figure 1. Snapshots of the scalar field amplitude $|\varphi|$ in the orbital plane for a grazing collision of two BSs of equal mass $M = 0.395 M_{\text{Pl}}^2 m^{-1}$ starting with initial horizontal distance $80 m^{-1}$, impact parameter $b = 8 m^{-1}$ (vertical center to center distance) and initial velocity $v = \pm 0.1$ in the x (horizontal) direction. A video of the merger can be found at <https://youtu.be/JE5FRG7kgvU>.

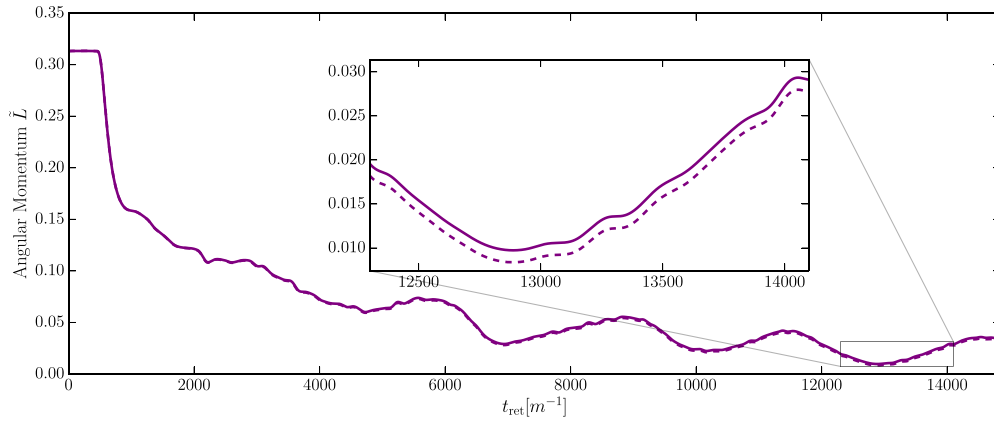


Figure 2. Angular momentum of the scalar field: We show the angular momentum \tilde{L} (see definition in equation (B10)) inside a coordinate sphere of radius $60 m^{-1}$ as a function of time. We compute \tilde{L} in two ways, (i) via integrating the outgoing flux—solid lines (see equation (B4))—and (ii) as a volume-integral—dotted lines. This was plotted using run 2 of table 1.

For a scalar mass $m = 10^{-14}$ eV, for example, the dominant frequency of the $\ell = 2, m = 0$ signal falls into the most sensitive region of the LISA noise curve (see equation (7) below) and we obtain a half-life of ~ 4 min. For scalar masses in or above this regime, this implies

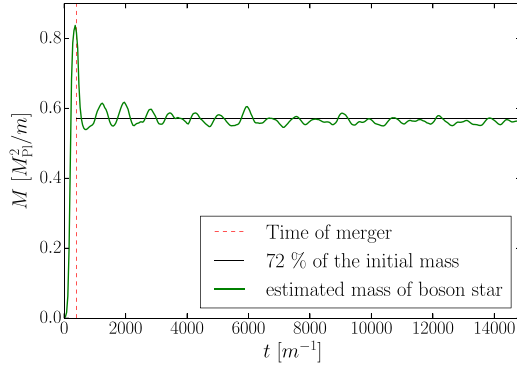


Figure 3. The estimated mass using equation (5) contained inside a box Ω with side length 40 m^{-1} as computed for the ‘medium’ resolution run 2 of table 1. Since the BSs are not initially inside this box, the mass at $t = 0$ is close to zero. The small fluctuations after merger are due to the gauge-dependence of the measure.

Table 1. Overview of the simulations. Here, M is the individual mass of each BS, v_x the initial velocity, b the impact parameter, d_{init} the initial distance in the x direction, b the vertical offset or *impact parameter* and N is the number of cells on the coarsest AMR Level (which sets the resolution of the respective runs). We allow for seven extra refinement levels. The data associated with these runs can be found here: <https://github.com/ThomasHelfer/BosonStarAfterglow>.

	Run	N	$d_{\text{init}} \text{ (m}^{-1}\text{)}$	$b \text{ (m}^{-1}\text{)}$	v_x	$M \text{ (} M_{\text{Pl}}^2 \text{ m}^{-1}\text{)}$
Low	1	256	80	8	0.1	0.395(0)
Medium	2	320	80	8	0.1	0.395(0)
High	3	384	80	8	0.1	0.395(0)
Ultra-high	4	448	80	8	0.1	0.395(0)

that a delayed formation of a BH, should it occur, will result in a BH with negligible spin. With regard to the possibility of the formation of a black-hole population through isolated BS progenitors [42, 43], this implies that spinning BHs are unlikely to have formed this way unless the BS progenitors are composed of ultra light scalar particles. More quantitatively, we see from equation (6), that astrophysically large decay times for the angular momentum of order $\mathcal{O}(\text{Myr})$ require ultra light scalars with mass⁷ $m \lesssim 10^{-25} \text{ eV}$.

The rapid drop in the angular momentum of rotating scalar soliton stars has been noticed as early as the mid 1980s [35, 36], but we note that the post-merger evolution of our \tilde{L} , besides an approximately exponential drop, also exhibits significant oscillations on a time scale of about 2000 m^{-1} . We conjecture that these oscillations arise from the complex dynamics of the post-merger remnant and may carry memory of its formation process.

We also observe significant oscillations in the time evolution of the merger remnant’s mass M as defined in equation (5). As demonstrated in figure 3, however, the mass evolution differs significantly from that of the angular momentum. First, the mass gradually levels off at $M \sim$

⁷ Note that candidates below $m \lesssim 10^{-22} \text{ eV}$ are ruled out as constituting 100% of the DM by structure formation constraints but may still form some proportion of the DM [7].

$0.57 M_{\text{Pl}}^2/m$ or $\sim 72\%$ of the initial mass instead of decaying over time. Second, the oscillations occur on a much shorter time scale.

4. GW signal

We now turn our attention to the GW signal generated by the BS coalescence. We find this signal to be dominated by the $(l, m) = (2, \pm 2)$ and $(2, 0)$ quadrupole modes which are displayed in figure 4 for Run 2 using an extraction radius $220 m^{-1}$. The large burst around merger at $t \approx 300 m^{-1}$ (see the upper left inset of the figure) closely resembles the corresponding features regularly seen in the merger of black-hole binaries. The ensuing long-lived, semi-regular radiation clearly visible with barely any signs of diminution up to the end of our simulation, however, drastically differs from the familiar ringdown of a merged BH. This *afterglow* signal is the main result of our study. We emphasize that this signal is well resolved (rather than merely displaying numerical noise), and also persists with negligible variation under changes in the numerical resolution of our grid. As discussed in more detail in C, we estimate the numerical uncertainty of the $r\Psi_4$ signal at about 7% during the afterglow phase with most of this error budget being due to the finite extraction radius. The GW signals of the higher-resolution Runs 3 and 4, if added to figure 4, would almost overlap with that shown in the figure for Run⁸ 2; cf also figure 5 below.

The afterglow signal (without the prodigious merger burst) is also shown in figure 6 together with its Fourier spectrum. The frequency spectrum demonstrates contributions on many time scales, but also reveals a narrow dominant peak at $f_{\text{dom}} \approx 0.6 \times 10^{-2} m$ which, translated into SI units, can be written as

$$f_{\text{dom}} \sim 9.0 \cdot 10^{-2} \text{Hz} \left(\frac{m}{10^{-14} \text{eV}} \right). \quad (7)$$

Both the time- and frequency-domain signals exhibit signature of beating effects: the amplitude of the rapid oscillations itself undergoes a modulation at lower frequency.

The prolonged afterglow furthermore accumulates a non-negligible amount of energy emitted in GWs. By the end of our simulation at $t \approx 15000 m^{-1}$, the radiated energy computed according to equation (C1) including infall and merger has reached $(0.04 \pm 0.0014) \%$ of the initial mass, corresponding to an average rate of $2.5 \times 10^{-8} M_{\text{init}} m$ (see dotted line in figure 7). The radiated energy and power are shown as functions of time in figure 7 and clearly show an approximately linear increase in E_{GW} during the afterglow phase. This significant amount of post-merger GW emission in itself is a striking signature of exotic binary merger progenitors that distinguishes them from BH binaries devoid of significant post-merger radiation beyond the quasi-normal ringdown. By using windowing of the GW signal, we find that the rate of radiation in the afterglow (excluding the merger peak) decreases by about 20% over the course of the simulation. Note that the decay in GWs is much more protracted than the drop in the angular momentum displayed in figure 2. Clearly, the system loses angular momentum much more rapidly than energy.

A more subtle feature in the post-merger signal is revealed in the multi-polar decomposition of the quadrupole signal; more specifically in the relative position of the local extrema in the $(\ell, \ell_z) = (2, 2)$ and $(2, 0)$ modes. As exhibited by the upper left inset of figure 4, the amplitudes of the $(2, 2)$ and $(2, 0)$ modes are almost exactly in anti-phase around merger and remain so in the early afterglow around $t \sim 1000 m^{-1}$. At late times $t \gtrsim 3000 m^{-1}$, however, the two modes are almost synchronized with their extrema in good overlap. The timing of this synchronization

⁸ Run 2 is our longest simulation and therefore used for most of our analysis.

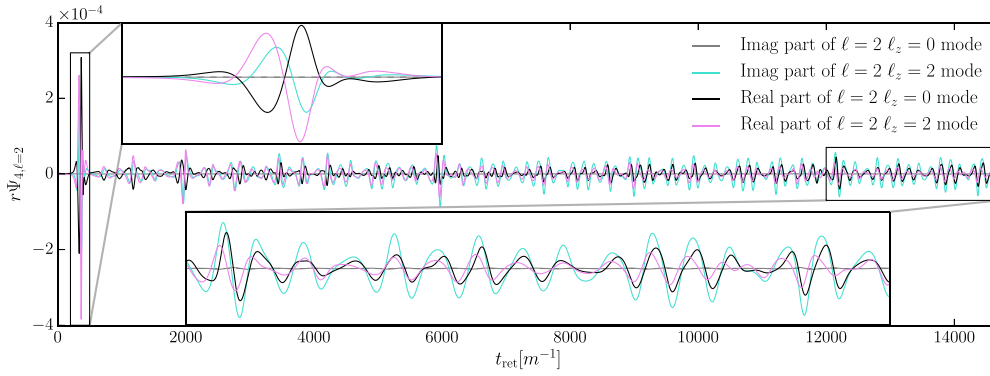


Figure 4. GW afterglow emission from the collision of two BSs with non-zero impact parameter (‘medium’ run in table 1). The Weyl scalar Ψ_4 is extracted at $r = 220 \text{ m}^{-1}$ and we only show the dominant $(\ell, \ell_z) = (2, 2), (2, 0)$ modes. The $(\ell, \ell_z) = (2, \pm 1)$ vanishes identically due to symmetry. There is a large initial burst at merger (first zoom-in box), followed by a long, but irregular signal produced by the excited remnant BS. A video of the merger can be found at <https://youtu.be/JE5FRG7kgvU>.

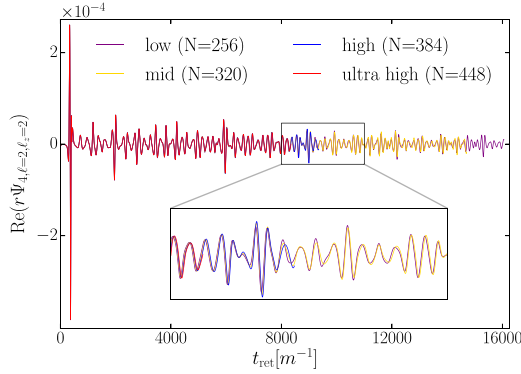


Figure 5. Convergence: We display the $(2, 2)$ multipole of the GW signal obtained for four different resolutions corresponding to runs 1 to 4 in table 1. A quantitative analysis yields overall convergence at first order.

coincides remarkably well with the drop in angular momentum shown in figure 2 and we hypothesize the two effects are causally related. This would imply a concrete observational signature of the BS angular momentum in the emitted GW afterglow signal.

In physical terms, the GW afterglow is a direct consequence of the the presence of matter around the compact merger remnant and the resulting complex matter dynamics following the violent merger. A qualitatively similar behavior may arise in the merger of neutron stars provided these do not promptly merge into a BH. Two key differences between neutron-star and boson-star binaries, however, may aid considerably in the distinction between neutron-star and BS signals. The first consists in the extremely long-lived nature of the BS afterglow which we anticipate will last for much longer times than are presently within grasp of our numerical studies; cf again figure 4 and the barely perceptible drop in the GW signal. The second fundamental discriminator arises from the scale-free nature of the BS spacetimes; the scalar mass parameter m appears as a characteristic scale in all dimensional variables of the GW analysis.

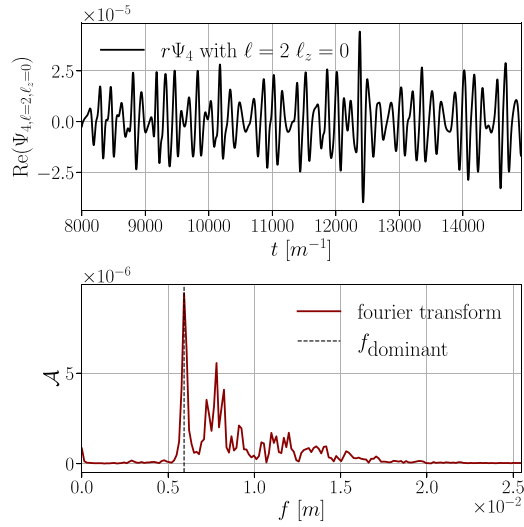


Figure 6. Time domain signal and Fourier transform of the (2,0) mode of $r\Psi_4$: We perform a Fourier transformation of the tail of the GW signal of the ‘medium’ resolution run in table 1. We find excellent agreement between the displayed spectrum for the (2,0) mode and the corresponding Fourier transform of the (2,2) mode; in particular, both yield the same peak frequency.

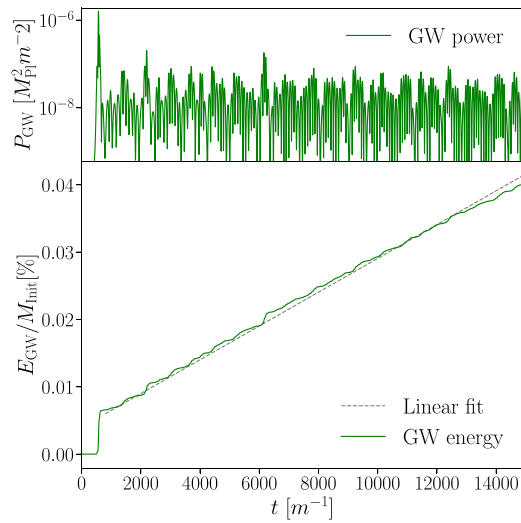


Figure 7. Radiated GW energy over time: We calculate the energy and power radiated in GWs from the ‘medium’ resolution run of table 1. We observe no significant reduction in the GW radiation over the simulation time, allowing us to estimate a lower bound on the half-life of the signal.

While NS masses are restricted to be below the Chandrasekhar limit of about $2M_\odot$, BSs may theoretically exist across the entire mass spectrum and barring for a remarkable coincidence in the scalar mass value, will be distinguishable from their neutron-star counter parts by the frequency regime of their GW emission. Put the other way round, comprehensive observational

searches for GW signatures from BSs require scanning over a wide range of frequencies using vastly different detectors such as LIGO-Virgo-KAGRA, LISA, third-generation detectors but also high frequency GW observatories presently under development [103, 104].

5. Conclusion

In this paper, we have shown that the inspiral and coalescence of BS binaries into a non-BH remnant can produce a long-lasting GW *afterglow*. This signature is salient, and markedly differs in duration and—possibly—also frequency from the GW signatures of more traditional astrophysical compact object mergers; it thus represents a distinct detection channel for exotic compact objects in compact-binary-coalescence and continuous-GW searches [105–112].

There are several implications resulting from our findings. In terms of search strategies, as mentioned in the introduction, these signatures are likely to be missed if we focus exclusively on constructing pre-merger inspiral and merger waveform templates. The systematic construction of waveform templates for post-merger signatures of this type of binaries is in its infancy at present and an immediate challenge for further work consists in identifying an effective parameterization of the GW signatures. Our results furthermore demonstrate an efficient loss of angular momentum in BS mergers resulting in a horizon-less remnant, consistent with previous studies noticing that the spin of rotating BSs decays with a fairly short half-life of $4 \times 10^3 \text{ m}^{-1}$ [113]. We also observe a remarkable correlation between the BS remnant's spin-down in figure 2 with a gradual synchronization of the local extrema in the GW amplitudes of the (2, 2) and (2, 0) modes; from near anti-alignment of the peaks around merger and shortly thereafter, the extrema gradually shift into approximate overlap over a time interval $\Delta t \approx 2000 \text{ m}^{-1}$ (see figure 4), coinciding exactly with the time during which the angular momentum drops to a negligible level. We tentatively conclude that through this synchronization, the GW afterglow carries important information about the remnant's dynamical evolution.

Given the extraordinary length of the afterglow signal, one would expect the radiation from numerous BS merger events—if they occur—to result in a stochastic background. Such a background could be searched for additionally to that expected from more traditional binary mergers [114]. Evidently, more exploration of the underlying BS parameter space and the resulting afterglow phenomenology will be required to relate theoretical estimates of the GW background to hypothesized BS populations. We reiterate, however, that nothing about our BS configurations has been fine-tuned, so that we expect the afterglow to be a rather generic feature of BS coalescences as long as these do not promptly form a BH.

Data availability statement

The data that support the findings of this study are openly available at the following URL/DOI: <https://github.com/ThomasHelfer/BosonStarAfterglow>.

Acknowledgment

We thank Caio Macedo and Emanuele Berti for helpful discussion. T H is supported by NSF Grant Nos. AST-2006538, PHY-2207502, PHY-090003 and PHY20043, and NASA Grant Nos. 19-ATP19-0051, 20-LPS20-0011 and 21-ATP21-0010. This research project was conducted using computational resources at the Maryland Advanced Research Computing Center (MARCC). K C acknowledges funding from the European Research Council (ERC) under the European Unions Horizon 2020 research and innovation programme (Grant Agreement

No. 693024), and an STFC Ernest Rutherford Fellowship project reference ST/V003240/1. This work has been supported by STFC Research Grant No. ST/V005669/1 ‘Probing Fundamental Physics with Gravitational-Wave Observations’. R C and T E are supported by the Centre for Doctoral Training (CDT) at the University of Cambridge funded through STFC. We acknowledge the Cambridge Service for Data Driven Discovery (CSD3) system at the University of Cambridge and Cosma 7 and 8 of Durham University through STFC capital Grant Nos. ST/P002307/1 and ST/R002452/1, and STFC operations Grant No. ST/R00689X/1. The authors acknowledge the Texas Advanced Computing Center (TACC) at The University of Texas at Austin for providing HPC resources that have contributed to the research results reported within this paper [115]. The authors would like to acknowledge networking support by the GWverse COST Action CA16104, ‘Black holes, gravitational waves and fundamental physics.’. This research made use of the following software: SciPy [116], Matplotlib [117], NumPy [118] and yt [119].

Appendix A. Numerical methodology

The simulations of this work have been performed with GRCHOMBO, a multipurpose numerical relativity code [93–95] which evolves the CCZ4 [120, 121] formulation of the Einstein equation. The four-dimensional spacetime metric is decomposed into a spatial metric on a three-dimensional spatial hypersurface, γ_{ij} , and an extrinsic curvature K_{ij} , which are both evolved along a chosen local time coordinate t . The line element of the decomposition is

$$ds^2 = -\alpha^2 dt^2 + \gamma_{ij}(dx^i + \beta^i dt)(dx^j + \beta^j dt), \quad (\text{A1})$$

where α and β^i denote the lapse function and shift vector. For more details about the GRCHOMBO code and the system of evolution equations see [93, 94].

The matter part of the Lagrangian is given by

$$\mathcal{L}_m = -\frac{1}{2}g^{\mu\nu}\nabla_\mu\bar{\varphi}\nabla_\nu\varphi - \frac{1}{2}V(\varphi), \quad (\text{A2})$$

whose variation with respect to the scalar field gives the evolution equation

$$-\nabla_\mu\nabla^\mu\varphi + \frac{\partial V(\varphi)}{\partial|\varphi|^2}\varphi = 0. \quad (\text{A3})$$

We implement this equation as a first-order system in terms of the CCZ4 variables in the form

$$\partial_t\varphi = -\alpha\Pi + \beta^i\partial_i\varphi, \quad (\text{A4})$$

$$\partial_t\Pi = \beta^i\partial_i\Pi - \chi\tilde{\gamma}^{ij}\partial_i\varphi\partial_j\alpha + \alpha\left(K\Pi + \frac{\partial V(\varphi)}{\partial|\varphi|^2}\varphi + \chi\tilde{\gamma}^{ij}(\tilde{\Gamma}_{ij}^k\partial_k\varphi - \partial_i\partial_j\varphi) + \frac{1}{2}\tilde{\gamma}^{ij}\partial_i\chi\partial_j\varphi\right). \quad (\text{A5})$$

The energy-momentum tensor is

$$T_{\mu\nu} = \nabla_{(\mu}\bar{\varphi}\nabla_{\nu)}\varphi + g_{\mu\nu}\mathcal{L}_m, \quad (\text{A6})$$

and its space-time projections, defined by

$$\begin{aligned} \rho &= n_\mu n_\nu T^{\mu\nu}, & S_i &= -\gamma_{i\mu} n_\nu T^{\mu\nu}, \\ S_{ij} &= \gamma_{i\mu} \gamma_{j\nu} T^{\mu\nu}, & S &= \gamma^{ij} S_{ij}, \end{aligned} \quad (\text{A7})$$

are

$$\rho = \frac{1}{2}\Pi\bar{\Pi} + \frac{1}{2}\partial_i\varphi\partial^i\bar{\varphi} + \frac{1}{2}V(\varphi), \quad (\text{A8})$$

$$S_i = \frac{1}{2}(\bar{\Pi}\partial_i\varphi + \Pi\partial_i\bar{\varphi}), \quad (\text{A9})$$

$$S_{ij} = \partial_{(i}\varphi\partial_{j)}\bar{\varphi} - \frac{1}{2}\gamma_{ij}(\partial_k\varphi\partial^k\bar{\varphi} - \Pi\bar{\Pi} + V(\varphi)). \quad (\text{A10})$$

These are the expressions for the matter terms that source the evolution of the spacetime geometry according to the evolution equations (13)–(18) in [93].

Appendix B. Angular momentum measure

Conserved quantities in general relativity are associated with isometries of the spacetime manifold. In particular, if a spacetime conserves energy, then there must exist a time-like Killing vector field ξ . A classic example is that of the Kerr vacuum solution. On the other hand, in a less symmetric spacetime like that of a black-hole merger, such a Killing vector field does not usually exist except in the asymptotically flat region. In this section we define a diagnostic quantity for the angular momentum that does not require a Killing vector, but merely a vector field to generate a measure that converges to the classical angular momentum definition in the flat-spacetime limit.

In order to define such a measure in a precise manner, we will follow the work of [122, 123] where readers will also find more details of the calculations.

We start by defining, based on our Cartesian coordinates, the azimuthal vector

$$\xi^\mu = (\partial_\phi)^\mu = y(\partial_x)^\mu - x(\partial_y)^\mu. \quad (\text{B1})$$

We next define the angular angular momentum

$$L = \int_\Sigma \mathcal{Q}\sqrt{\gamma}d^3x, \quad (\text{B2})$$

with the volume element $\sqrt{\gamma}$ on the spatial hypersurface Σ , which in our case is a sphere of finite radius, and

$$\mathcal{Q} = -S_\phi, \quad (\text{B3})$$

where $S_\phi = S_i(\partial_\phi)^i$ is the azimuthal component of the mixed space-time projection S_i given by equation (A9). We also integrate the angular momentum flux density \mathcal{F} through $\partial\Sigma$, to get the total angular momentum flux

$$F = \int_{\partial\Sigma} \mathcal{F}\sqrt{\sigma}d^2x. \quad (\text{B4})$$

Here $\sqrt{\sigma}$ is the induced volume element on $\partial\Sigma$ and the flux density is

$$\mathcal{F} = \frac{1}{\sqrt{\gamma^r}}(\alpha S_\phi^r - \beta^r S_\phi), \quad (\text{B5})$$

where β is the shift vector where $S_\phi^r = S^\mu{}_\nu(\partial_r)_\mu(\partial_\phi)^\nu$ and with ∂_r the radial unit vector.

If $\xi = \partial_\phi$ is a Killing vector the rate of change of the momentum within a given volume Σ will be equal to the momentum flux through the boundary, i.e.

$$\partial_t L = F. \quad (\text{B6})$$

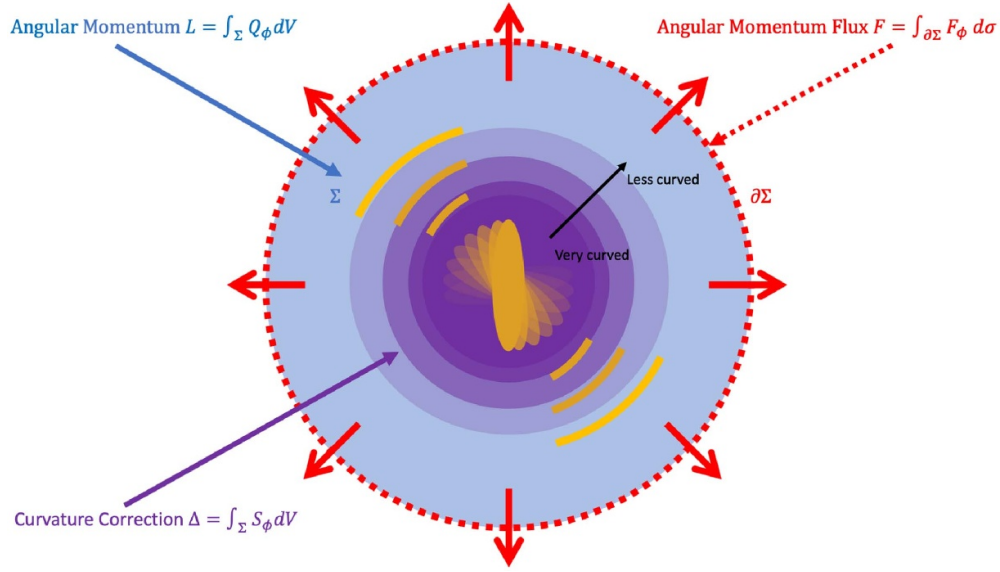


Figure 8. Schematic representation of the angular momentum measure: We illustrate the origin of the different quantities appearing in the conservation equation (B9): The angular momentum L , the angular momentum flux F and the curvature correction Δ . Recall that the post-merger configuration does not have a toroidal structure as would be expected for the spinning BS model of [96, 97], but is more bar-like in shape.

However, in general dynamical spacetimes, we do not have such a Killing vector and angular momentum is not conserved in this simple manner. Instead, we obtain a further term representing curvature contributions on the right-hand side of equation (B6) which effectively acts as a further source or sink of momentum for the matter [122, 123]. This term is given by

$$\Delta = \int_V \mathcal{S} \sqrt{\gamma} d^3x, \quad (\text{B7})$$

where the momentum source density $\mathcal{S} = \alpha \nabla_\mu \xi^\mu$ expressed in terms of the 3+1 variables is

$$\mathcal{S} = \alpha S_\nu^{\mu(3)} \partial_\mu \xi^\nu + \alpha S_\nu^{\mu(3)} \Gamma_{\mu\sigma}^\nu \xi^\sigma - S_\nu \beta^i \partial_i \xi^\nu + S_\nu \xi^\mu \partial_\mu \beta^\nu - \rho \xi^\mu \partial_\mu \alpha, \quad (\text{B8})$$

for a spacelike vector ξ . The corresponding term for a timelike vector ξ is given (see equation (19) in [123]). We can thus generalize equation (B6) to the exact conservation law

$$\partial_t L + \Delta = F; \quad (\text{B9})$$

a schematic overview of the different contributions to this balance law is shown in figure 8. In the flat-space limit $\gamma_{ij} \rightarrow \delta_{ij}$, so that find that $\Delta \rightarrow 0$ and we recover equation (B6) as expected given the symmetry of flat spacetime.

In our simulations we introduce the adjusted angular momentum defined as

$$\tilde{L} = L + \int_0^t \Delta dt, \quad (\text{B10})$$

which obeys the equation

$$\partial_t \tilde{L} = F. \quad (\text{B11})$$

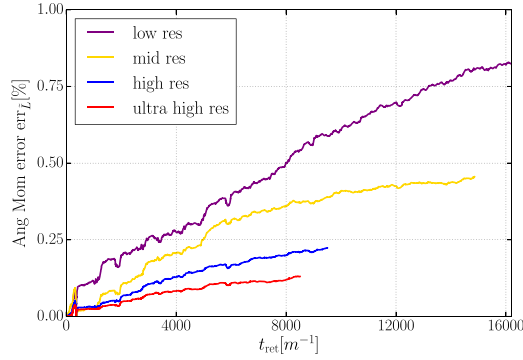


Figure 9. Angular momentum error: We numerically verify the conservation equation (B9) for the simulations with parameters given in table 1. In the continuum limit this quantity becomes zero. The colored curves obtained for different resolutions demonstrate conservation with excellent accuracy of about $\sim 0.8\%$ error after $16\,000\text{ m}^{-1}$ and exhibit convergence to the zero continuum limit.

We can then define a relative measure for the error in the conservation of angular momentum as

$$\text{err}_{\tilde{L}} = \frac{\tilde{L} - \int F dt}{L(t=0)}. \quad (\text{B12})$$

The resulting error measured for our BS binary using the four different resolutions is shown in figure 9 and exhibits clear convergence toward the expected limit of zero.

We reiterate that this angular momentum measure is a local quantity that obeys a rigorous conservation law given by equation (B11) for any chosen volume. Its calculation does therefore not require extrapolation to infinity (as is needed, for example, for the calculation of the GW signal) nor even asymptotic flatness of the underlying spacetime. However, to relate it to a more physical measure, such as the ADM angular momentum of the spacetime, we do require such conditions. Also note that for matter fields decaying to zero on the surface of Σ the quantity \tilde{L} (but not L) is constant in time for a general spacetime.

In practice, we monitor the conservation of \tilde{L} as follows. We calculate our angular momentum measure by integrating (i) the angular momentum (see equation (B10)), and (ii) integrating the flux F (see equation (B4)) over time; we set the integration constant equal to $L(t=0)$. Having thus obtained two measures for the same quantity allows us to estimate the uncertainty by taking the difference between the two; see figure 9 for the evolution of the error. Using the final value of \tilde{L} obtained for Run 2 (see table 1) inside the volume of a coordinate sphere of coordinate radius 60 m^{-1} , we estimate the final spin of the merged BS as $0.0321 \pm 0.0007 M_{\text{pl}}^2 m^{-2}$.

Appendix C. Numerical accuracy

GRCHOMBO evolves the CCZ4 equations using the method of lines with a standard fourth-order Runge-Kutta method (RK4) and for the spatial discretization, we use fourth order centered stencils. To mitigate spurious modes from the AMR, we are using $N = 3$ Kreiss-Oliger dissipation. More details about the numerical methods used in GRCHOMBO can be found in [93].

To assess the accuracy of our results we have performed simulations with four different resolution given, in terms of the number of points in each direction on the coarsest level, by $N = \{256, 320, 384, 448\}$, all for a box width of 1024 m^{-1}). As demonstrated in figure 5, the individual wave signals obtained for this range of resolution are in excellent agreement. More quantitatively, we observe convergence at about 1st order convergence using the four resolutions for the $\ell = 2 \ m = 2$ mode of $r\Psi_4$. Additionally, we estimate the discretization and error from the finite extraction region in $r\Psi_4$ and we find that the latter dominates, causing a $\sim 7\%$ error.

To calculate the energy (see figure 7) we used the the $\ell = 2$ modes and using the equation for the power

$$\frac{dE}{dt} = \lim_{r \rightarrow \infty} \frac{1}{16\pi} \sum_{\ell=2, m} \left| \int_{t_0}^t r\Psi_{4, \ell m} dt' \right|^2, \quad (\text{C1})$$

where we apply an 5th order Butterworth high-pass filter (using the scipy implementation [116]) on the integral $r\Psi_{4, \ell m}$. As otherwise accumulating numerical error causes a drift in the Energy over time. We estimate the error, similarly as for $r\Psi_4$, using both the discretisation error as well as the error from the finite extraction radius. For the discretization error we use Richardson extrapolation assuming 1st order convergence to estimate the error. Similarly as before, we find that the mostly the error in the finite extraction radius dominates, giving us the value $0.04\% \pm 0.0014\%$.

Lastly to calculate the average rate of emission, we simply perform a linear fit over the whole Energy over time signal of the largest radius of the ‘medium’ run (see figure 7). We also perform this fit on a rolling window of 3000 m^{-1} to determine any reduction of radiation over time. Excluding the merger, we find the rate roughly declines by 20% over the simulation time.

The GW data and angular momentum data is available at <https://github.com/ThomasHelfer/BosonStarAfterglow>.

ORCID iDs

Robin Croft  <https://orcid.org/0000-0002-1236-6566>
 Thomas Helfer  <https://orcid.org/0000-0001-6880-1005>
 Bo-Xuan Ge  <https://orcid.org/0000-0003-0738-3473>
 Miren Radia  <https://orcid.org/0000-0001-8861-2025>
 Tamara Evstafyeva  <https://orcid.org/0000-0002-2818-701X>
 Eugene A Lim  <https://orcid.org/0000-0002-6227-9540>
 Ulrich Sperhake  <https://orcid.org/0000-0002-3134-7088>
 Katy Clough  <https://orcid.org/0000-0001-8841-1522>

References

- [1] Abbott B P *et al* (LIGO Scientific, Virgo) 2016 *Phys. Rev. Lett.* **116** 061102
- [2] Abbott B P *et al* (LIGO Scientific, Virgo) 2019 *Astrophys. J. Lett.* **882** L24
- [3] Abbott R *et al* (LIGO Scientific, Virgo) 2021 *Astrophys. J. Lett.* **913** L7
- [4] Abbott R *et al* (LIGO Scientific, VIRGO, KAGRA) 2021 arXiv:2111.03634 [astro-ph.HE]
- [5] Arkani-Hamed N, Finkbeiner D P, Slatyer T R and Weiner N 2009 *Phys. Rev. D* **79** 015014
- [6] Feng J L 2010 *Ann. Rev. Astron. Astrophys.* **48** 495–545
- [7] Marsh D J E 2016 *Phys. Rep.* **643** 1–79
- [8] Svrcek P and Witten E 2006 *J. High Energy Phys.* **JHEP06(2006)051**

- [9] Kim J E 1987 *Phys. Rep.* **150** 1–177
- [10] Arvanitaki A, Dimopoulos S, Dubovsky S, Kaloper N and March-Russell J 2010 *Phys. Rev. D* **81** 123530
- [11] Ringwald A 2014 *J. Phys.: Conf. Ser.* **485** 012013
- [12] Wilczek F 1978 *Phys. Rev. Lett.* **40** 279–82
- [13] Peccei R D and Quinn H R 1977 *Phys. Rev. Lett.* **38** 1440–3
- [14] Weinberg S 1978 *Phys. Rev. Lett.* **40** 223–6
- [15] Widdicombe J Y, Helfer T, Marsh D J E and Lim E A 2018 *J. Cosmol. Astropart. Phys.* **JCAP10(2018)005**
- [16] Amin M A, Braden J, Copeland E J, Giblin J T, Solorio C, Weiner Z J and Zhou S Y 2018 *Phys. Rev. D* **98** 024040
- [17] Kaup D J 1968 *Phys. Rev.* **172** 1331–42
- [18] Ruffini R and Bonazzola S 1969 *Phys. Rev.* **187** 1767–83
- [19] Wheeler J A 1955 *Phys. Rev.* **97** 511–36
- [20] Visinelli L 2021 arXiv:2109.05481 [gr-qc]
- [21] Liebling S L and Palenzuela C 2012 *Living Rev. Rel.* **15** 6
- [22] Schunck F E and Mielke E W 2003 *Class. Quantum Grav.* **20** R301–56
- [23] Guerra D, Macedo C F B and Pani P 2019 *J. Cosmol. Astropart. Phys.* **JCAP09(2019)061**
Guerra D, Macedo C F B and Pani P 2020 *J. Cosmol. Astropart. Phys.* **JCAP06(2020)E01**
(erratum)
- [24] Vaglio M, Pacilio C, Maselli A and Pani P 2022 arXiv:2203.07442 [gr-qc]
- [25] Cardoso V, Ikeda T, Zhong Z and Zilhão M 2022 arXiv:2206.00021 [gr-qc]
- [26] Amin M A, Long A J, Mou Z G and Saffin P 2021 *J. High Energy Phys.* **JHEP06(2021)182**
- [27] Zhang H Y, Amin M A, Copeland E J, Saffin P M and Lozanov K D 2020 *J. Cosmol. Astropart. Phys.* **JCAP07(2020)055**
- [28] Sanchis-Gual N, Zilhão M, Herdeiro C, Di Giovanni F, Font J A and Radu E 2020 *Phys. Rev. D* **102** 101504
- [29] Alcubierre M, Barranco J, Bernal A, Degollado J C, Diez-Tejedor A, Jaramillo V, Megevand M, Núñez D and Sarbach O 2021 arXiv:2112.04529 [gr-qc]
- [30] Bošković M and Barausse E 2021 arXiv:2111.03870 [gr-qc]
- [31] Asteřanesei D and Radu E 2003 *Nucl. Phys. B* **665** 594–622
- [32] Kaup D J 1968 *Phys. Rev.* **172** 1331–42
- [33] Ruffini R and Bonazzola S 1969 *Phys. Rev.* **187** 1767–83
- [34] Colpi M, Shapiro S L and Wasserman I 1986 *Phys. Rev. Lett.* **57** 2485–8
- [35] Lee T D 1987 *Phys. Rev. D* **35** 3637
- [36] Friedberg R, Lee T D and Pang Y 1987 *Phys. Rev. D* **35** 3658
- [37] Schunck F E and Torres D F 2000 *Int. J. Mod. Phys. D* **9** 601–18
- [38] Jetzer P and van der Bij J J 1989 *Phys. Lett. B* **227** 341–6
- [39] Pugliese D, Quevedo H, Rueda H J A and Ruffini R 2013 *Phys. Rev. D* **88** 024053
- [40] Hawley S H and Choptuik M W 2003 *Phys. Rev. D* **67** 024010
- [41] Urena-Lopez L A, Valdez-Alvarado S and Becerril R 2012 *Class. Quantum Grav.* **29** 065021
- [42] Muia F, Cicoli M, Clough K, Pedro F, Quevedo F and Vacca G P 2019 *J. Cosmol. Astropart. Phys.* **JCAP07(2019)044**
- [43] Helfer T, Marsh D J E, Clough K, Fairbairn M, Lim E A and Becerril R 2017 *J. Cosmol. Astropart. Phys.* **JCAP03(2017)055**
- [44] Alcubierre M, Barranco J, Bernal A, Degollado J C, Diez-Tejedor A, Megevand M, Nunez D and Sarbach O 2018 *Class. Quantum Grav.* **35** 19LT01
- [45] Coleman S R 1985 *Nucl. Phys. B* **262** 263 Coleman S R 1986 *Nucl. Phys. B* **269** 744 (addendum)
- [46] Kleihaus B, Kunz J and List M 2005 *Phys. Rev. D* **72** 064002
- [47] Kleihaus B, Kunz J and Schneider S 2012 *Phys. Rev. D* **85** 024045
- [48] Cardoso V, Crispino L C B, Macedo C F B, Okawa H and Pani P 2014 *Phys. Rev. D* **90** 044069
- [49] Amin M A, Banik I, Negreanu C and Yang I S 2014 *Phys. Rev. D* **90** 085024
- [50] Amin M A, Easther R, Finkel H, Flauger R and Hertzberg M P 2012 *Phys. Rev. Lett.* **108** 241302
- [51] Amin M A, Easther R and Finkel H 2010 *J. Cosmol. Astropart. Phys.* **JCAP12(2010)001**
- [52] Di Giovanni F, Guerra D, Albanesi S, Miravet-Tenés M and Tseneķlidou D 2022 *Phys. Rev. D* **106** 084013
- [53] Jain M 2022 *Phys. Rev. D* **106** 085011
- [54] Brito R, Cardoso V, Herdeiro C A R and Radu E 2016 *Phys. Lett. B* **752** 291–5

- [55] Minamitsuji M 2018 *Phys. Rev. D* **97** 104023
- [56] Brito R, Cardoso V and Okawa H 2015 *Phys. Rev. Lett.* **115** 111301
- [57] Zhang H Y, Jain M and Amin M A 2021 arXiv:2111.08700 [astro-ph.CO]
- [58] Calderon Bustillo J, Sanchis-Gual N, Leong S H W, Chandra K, Torres-Forne A, Font J A, Herdeiro C, Radu E, Wong I C F and Li T G F 2022 arXiv:2206.02551 [gr-qc]
- [59] March-Russell J and Rosa J a G 2022 arXiv:2205.15277 [gr-qc]
- [60] Gorghetto M, Hardy E, March-Russell J, Song N and West S M 2022 arXiv:2203.10100 [hep-ph]
- [61] Herdeiro C A R, Pombo A M, Radu E, Cunha P V P and Sanchis-Gual N 2021 *J. Cosmol. Astropart. Phys.* **JCAP04(2021)051**
- [62] Bustillo J C, Sanchis-Gual N, Torres-Forné A, Font J A, Vajpeyi A, Smith R, Herdeiro C, Radu E and Leong S H W 2021 *Phys. Rev. Lett.* **126** 081101
- [63] Minamitsuji M 2017 *Phys. Rev. D* **96** 044017
- [64] Sanchis-Gual N, Herdeiro C, Radu E, Degollado J C and Font J A 2017 *Phys. Rev. D* **95** 104028
- [65] Duarte M and Brito R 2016 *Phys. Rev. D* **94** 064055
- [66] Salazar Landea I and García F 2016 *Phys. Rev. D* **94** 104006
- [67] Zilhão M, Witek H and Cardoso V 2015 *Class. Quantum Grav.* **32** 234003
- [68] Jain M and Amin M A 2021 arXiv:2109.04892 [hep-th]
- [69] Herdeiro C A, Panotopoulos G and Radu E 2020 *J. Cosmol. Astropart. Phys.* **JCAP08(2020)029**
- [70] Cardoso V, Franzin E, Maselli A, Pani P and Raposo G 2017 *Phys. Rev. D* **95** 084014 Cardoso V, Franzin E, Maselli A, Pani P and Raposo G 2017 *Phys. Rev. D* **95** 089901 (addendum)
- [71] Sennett N, Hinderer T, Steinhoff J, Buonanno A and Ossokine S 2017 *Phys. Rev. D* **96** 024002
- [72] Diamond M D, Kaplan D E and Rajendran S 2021 arXiv:2112.09147 [hep-ph]
- [73] Pacilio C, Vaglio M, Maselli A and Pani P 2020 *Phys. Rev. D* **102** 083002
- [74] Amin M A and Mou Z G 2021 *J. Cosmol. Astropart. Phys.* **JCAP02(2021)024**
- [75] Sanchis-Gual N, Herdeiro C, Font J A, Radu E and Di Giovanni F 2019 *Phys. Rev. D* **99** 024017
- [76] Sanchis-Gual N, Herdeiro C, Font J A, Radu E and Di Giovanni F 2019 *Phys. Rev. D* **99** 024017
- [77] Widdicombe J Y, Helfer T and Lim E A 2020 *J. Cosmol. Astropart. Phys.* **JCAP01(2020)027**
- [78] Helfer T, Lim E A, Garcia M A and Amin M A 2019 *Phys. Rev. D* **99** 044046
- [79] Palenzuela C, Pani P, Bezares M, Cardoso V, Lehner L and Liebling S 2017 *Phys. Rev. D* **96** 104058
- [80] Bezares M and Palenzuela C 2018 *Class. Quantum Grav.* **35** 234002
- [81] Choptuik M W and Pretorius F 2010 *Phys. Rev. Lett.* **104** 111101
- [82] Palenzuela C, Lehner L and Liebling S L 2008 *Phys. Rev. D* **77** 044036
- [83] Bezares M, Palenzuela C and Bona C 2017 *Phys. Rev. D* **95** 124005
- [84] Palenzuela C, Olabarrieta I, Lehner L and Liebling S L 2007 *Phys. Rev. D* **75** 064005
- [85] Dietrich T, Day F, Clough K, Coughlin M and Niemeyer J 2019 *Mon. Not. R. Astron. Soc.* **483** 908–14
- [86] Dietrich T, Ossokine S and Clough K 2019 *Class. Quantum Grav.* **36** 025002
- [87] Jaramillo V, Sanchis-Gual N, Barranco J, Bernal A, Degollado J C, Herdeiro C, Megevand M and Núñez D 2022 arXiv:2202.00696 [gr-qc]
- [88] Bezares M, Bošković M, Liebling S, Palenzuela C, Pani P and Barausse E 2022 *Phys. Rev. D* **105** 064067
- [89] Macedo C F B, Pani P, Cardoso V and Crispino L C B 2013 *Phys. Rev. D* **88** 064046
- [90] Gleiser M 1988 *Phys. Rev. D* **38** 2376 Gleiser M 1989 *Phys. Rev. D* **39** 1257 (erratum)
- [91] Jetzer P 1989 *Nucl. Phys. B* **316** 411–28
- [92] Helfer T, Spermhake U, Croft R, Radia M, Ge B X and Lim E A 2021 arXiv:2108.11995 [gr-qc]
- [93] Radia M, Spermhake U, Drew A, Clough K, Lim E A, Ripley J L, Aurrekoetxea J C, França T and Helfer T 2021 arXiv:2112.10567 [gr-qc]
- [94] Andrade T et al 2021 *J. Open Source Softw.* **6** 3703
- [95] Clough K, Figueras P, Finkel H, Kunesch M, Lim E A and Tunyasuvunakool S 2015 *Class. Quantum Grav.* **32** 245011
- [96] Grandclément P, Somé C and Gourgoulhon E 2014 *Phys. Rev. D* **90** 024068
- [97] Yoshida S and Eriguchi Y 1997 *Phys. Rev. D* **56** 762–71
- [98] Schunck F E and Mielke E W 1996 Rotating boson stars *Relativity and Scientific Computing (Computer Algebra, Numerics, Visualization)* (Berlin: Springer) pp 138–51
- [99] Siemonsen N and East W E 2021 *Phys. Rev. D* **103** 044022
- [100] Macedo C F B, Cardoso V, Crispino L C B and Pani P 2016 *Phys. Rev. D* **93** 064053
- [101] Yoshida S, Eriguchi Y and Futamase T 1994 *Phys. Rev. D* **50** 6235–46

- [102] Vásquez Flores C, Parisi A, Chen C S and Lugones G 2019 *J. Cosmol. Astropart. Phys.* **JCAP06(2019)051**
- [103] Aggarwal N *et al* 2021 *Living Rev. Rel.* **24** 4
- [104] Badurina L *et al* 2020 *J. Cosmol. Astropart. Phys.* **JCAP05(2020)011**
- [105] Abbott B P *et al* (LIGO Scientific, Virgo) 2019 *Phys. Rev. D* **100** 024004
- [106] Abbott R *et al* (KAGRA, VIRGO, LIGO Scientific) 2021 *Phys. Rev. D* **104** 082004
- [107] Abbott R *et al* (LIGO Scientific, VIRGO, KAGRA) 2021 arXiv:2111.15507 [astro-ph.HE]
- [108] Abbott R *et al* (LIGO Scientific, VIRGO, KAGRA) 2021 arXiv:2110.09834 [gr-qc]
- [109] Abbott R *et al* (LIGO Scientific, VIRGO, KAGRA) 2022 arXiv:2204.04523 [astro-ph.HE]
- [110] Abbott R *et al* (LIGO Scientific, VIRGO, KAGRA) 2022 arXiv:2201.00697 [gr-qc]
- [111] Abbott R *et al* (LIGO Scientific, VIRGO, KAGRA) 2021 arXiv:2111.13106 [astro-ph.HE]
- [112] Abbott R *et al* (LIGO Scientific, VIRGO, KAGRA) 2021 *Phys. Rev. D* **105** 022002
- [113] Sanchis-Gual N, Di Giovanni F, Zilhão M, Herdeiro C, Cerdá-Durán P, Font J and Radu E 2019 *Phys. Rev. Lett.* **123** 221101
- [114] Croon D, Gleiser M, Mohapatra S and Sun C 2018 *Phys. Lett. B* **783** 158–62
- [115] Stanzione D, West J, Evans R T, Minyard T, Ghattas O and Panda D K 2020 Frontera: the evolution of leadership computing at the national science foundation *Practice and Experience in Advanced Research Computing (Pearc 2020)* (New York: Association for Computing Machinery) pp 106–11
- [116] Jones E *et al* 2001 SciPy: open source scientific tools for python (available at: <http://www.scipy.org/>)
- [117] Hunter J D 2007 *Comput. Sci. Eng.* **9** 90–95
- [118] Van Der Walt S, Colbert S C and Varoquaux G 2011 *Comput. Sci. Eng.* **13** 22–30
- [119] Turk M J, Smith B D, Oishi J S, Skory S, Skillman S W, Abel T and Norman M L 2010 *Astrophys. J. Suppl. Ser.* **192** 9
- [120] Gundlach C, Calabrese G, Hinder I and Martín-García J M 2005 *Class. Quantum Grav.* **22** 3767–74
- [121] Alic D, Bona-Casas C, Bona C, Rezzolla L and Palenzuela C 2012 *Phys. Rev. D* **85** 064040
- [122] Croft R 2022 arXiv:2203.13845 [gr-qc]
- [123] Clough K 2021 arXiv:2104.13420 [gr-qc]