



King's Research Portal

DOI:

[10.1111/ajps.12782](https://doi.org/10.1111/ajps.12782)

Document Version

Publisher's PDF, also known as Version of record

[Link to publication record in King's Research Portal](#)

Citation for published version (APA):

Bellodi, L., Morelli, M., & Vannoni, M. (2023). A Costly Commitment: Populism, Economic Performance, and the Quality of Bureaucracy. *AMERICAN JOURNAL OF POLITICAL SCIENCE*. Advance online publication. <https://doi.org/10.1111/ajps.12782>

Citing this paper

Please note that where the full-text provided on King's Research Portal is the Author Accepted Manuscript or Post-Print version this may differ from the final Published version. If citing, it is advised that you check and use the publisher's definitive version for pagination, volume/issue, and date of publication details. And where the final published version is provided on the Research Portal, if citing you are again advised to check the publisher's website for any subsequent corrections.

General rights

Copyright and moral rights for the publications made accessible in the Research Portal are retained by the authors and/or other copyright owners and it is a condition of accessing publications that users recognize and abide by the legal requirements associated with these rights.

- Users may download and print one copy of any publication from the Research Portal for the purpose of private study or research.
- You may not further distribute the material or use it for any profit-making activity or commercial gain
- You may freely distribute the URL identifying the publication in the Research Portal

Take down policy

If you believe that this document breaches copyright please contact librarypure@kcl.ac.uk providing details, and we will remove access to the work immediately and investigate your claim.

A Costly Commitment: Populism, Economic Performance, and the Quality of Bureaucracy

Luca Bellodi Bocconi University
Massimo Morelli Bocconi University
Matia Vannoni King's College London

Abstract: *We study the consequences of populism for economic performance and the quality of bureaucracy. When voters lose trust in representative democracy, populists strategically supply unconditional policy commitments that are easier to monitor for voters. When in power, populists try to implement their policy commitments regardless of financial constraints and expert assessment of the feasibility of their policies, worsening government economic performance and dismantling resistance from expert bureaucrats. With novel data on more than 8,000 Italian municipalities covering more than 20 years, we estimate the effect of electing a populist mayor with a close-election regression discontinuity design. We find that the election of a populist mayor leads to smaller repayments of debts, a larger share of procurement contracts with cost overruns, higher turnover among top bureaucrats—driven by forced rather than voluntary departures—and a sharp decrease in the percentage of postgraduate bureaucrats.*

Verification Materials: The data and materials required to verify the computational reproducibility of the results, procedures, and analyses in this article are available on the *American Journal of Political Science* Dataverse within the Harvard Dataverse Network, at: <https://doi.org/10.7910/DVN/7TEE2R>.

‘After stopping the landings, my greatest commitment now is for the expulsion of those who do not flee from any war, but who bring war to our home, who shout insults towards the country that is hosting them, and demand, demand, demand!’

*I don’t give up, I assure you!
#stopinvasion’*

—Mr. Matteo Salvini, December 15, 2018

This is one of the many tweets that Matteo Salvini, leader of the League, posted during his fight against immigration as Minister of the

Interior for the Italian government between June 2018 and September 2019.¹ Other populist leaders, both in Italy and around the world, centered their political campaigns on similar promises: Five Star Movement founder Beppe Grillo was the strongest advocate for a “citizenship income” to protect those left out of the labor force.² President Jair Bolsonaro repeatedly galvanized gun ownership as a means to fight crime and violence in Brazil,³ and the symbol of Donald Trump’s anti-immigration policy was the wall at the U.S.–Mexico border, which he promised during his inaugural speech as a presidential candidate: “I will build a great great wall on our

Luca Bellodi, Bocconi University, DONDNA Center, Bocconi University Massimo Morelli, Bocconi University, IGIER, Baffi CAREFIN Center, Bocconi University and CEPR Matia Vannoni, King’s College London and Baffi CAREFIN Center

For helpful comments, we thank Rocío Titiunik, Janne Tukiainen, Gabriele Pinto, and Gonzague Vannoorenberghe; seminar participants at IEB, IE School of Global & Public Affairs, University of Bologna, and Dresden University; and participants at the Annual Meetings of the 59th Public Choice Society. We also wish to thank Monica Mantovani, Nunzia Catena, Franco Astengo, and Daniele Formiconi for helpful guidance in surveying legislation and accessing data. This article received financial support from the INTER project “Globalization, Inequality and Populism across Europe” supported by the Luxembourg FNR (EUFIRST, n.13956644) and from the FARE project LEGISCOM Complexity, Bureaucratic Efficiency: Methodological Advances (CUP J42F17000270001).

¹Tweet in Italian at <https://twitter.com/matteosalvinimi/status/1074036205052968960>.

²See, for instance, <https://beppegrillo.it/basic-income-now-is-the-time/>.

³See <https://www.nytimes.com/2020/03/31/world/americas/guns-brazil-bolsonaro.html>.

⁴Full text available at <https://www.washingtonpost.com/news/post-politics/wp/2015/06/16/full-text-donald-trump-announces-a-presidential-bid/>.

American Journal of Political Science, Vol. 68, No. 1, January 2024, Pp. 193–209

© 2023 The Authors. *American Journal of Political Science* published by Wiley Periodicals LLC on behalf of Midwest Political Science Association. DOI: 10.1111/ajps.12782

This is an open access article under the terms of the Creative Commons Attribution License, which permits use, distribution and reproduction in any medium, provided the original work is properly cited.

southern border and I'll have Mexico pay for that wall."⁴ These statements shed light on a distinctive yet unexplored feature that characterizes both populist campaigns and policies: unconditional commitments. In this article, we show how populists' commitments are costly, with detrimental consequences for economic performance and bureaucratic quality.

A growing literature studies the cultural, economic, technological, and political *causes* of populism (for recent reviews, see Berman 2021; Guriev and Papaioannou 2022; Noury and Roland 2020), but less is known about the *consequences* of populism for policymaking. There are two challenges researchers are confronted with when studying the effects of populism: one theoretical and one empirical.

The theoretical challenge consists of deriving expectations from a logical argument on why populism should be good or bad for the economy and government performance. Dornbusch and Edwards (1991), in their study of populism in Latin America, make a clear association between populism and specific types of expansionary and redistributive policies and argue that by neglecting constraints and inflationary consequences, populism leads to economic failure, social unrest, and violence. In their words, because of specific policy preferences, populism is "self-destructive." However, recent scholarship questioned the association between populism and specific types of policies, characterizing populism as a thin ideology with a clear view of society but a vague view of the ideal economic or political system (Mudde and Kaltwasser 2017). When departing from a fixed association with policies, the mechanism behind the negative consequences of populism escapes, and the idea that populists are doomed to bad performance seems undistinguishable from mere prejudice. In fact, it has been shown that in some cases populists can be successful at governing (Albertazzi and McDonnell 2015; Biard 2019). The second challenge is empirical. Estimating the effect of populism is a daunting task. Random occurrences of populist governments are nearly inexistent, and multiple economic and political factors that are correlated with the election of a populist leader also correlate with policy outcomes, limiting the space for causal identification. With this article, we address both challenges.

Theoretically, we build on recent work that looks at the determinants of populists' incentives and policy platforms. When economic, technological, or cultural shocks erode citizens' trust in political elites and the traditional tools of representative democracy, voters demand simple protection policies (see, e.g., Guiso et al. 2017). Populist politicians intercept this demand shift toward tighter

control over policymaking and run for office, (1) committing to a set of policies easy to monitor (e.g., America First or citizenship income), and (2) fueling voters' distrust in the non-populist opponents, accused of being supported by corrupted elites (Moffitt 2016; Morelli, Nicolò, and Roberti 2021). Trust erosion therefore triggers populism, for it creates incentives for politicians to commit to policies that are easier to monitor, while at the same time accusing traditional parties' candidates of being captured by the elites. Because of such commitments, when populists come to power, they implement their agenda with no regard for constraints and expert assessment of the feasibility and consequences of their policies. When facing the resistance of expert bureaucrats, populists will replace them with non-experts to ensure the smooth implementation of their policy agenda (Eichengreen 2018; Sasso and Morelli 2021).

Building on these micro-foundations of populists' incentives and behavior, we derive testable expectations about the consequences of populism for policymaking. No matter what the circumstances require, populists carry on with their policy commitments, with detrimental consequences for government economic performance. In order to minimize sabotage from a competent bureaucracy, populists replace experts with non-expert bureaucrats, which results in increased turnover and lower quality of bureaucracy.

Empirically, we test these expectations with novel data on economic performance, public procurement, and bureaucratic composition of municipal governments in Italy from 1998 to 2020. We use a close-election regression discontinuity design (RDD) and compare municipalities in which a populist mayor barely won the elections to municipalities where a populist barely lost in order to isolate the effect of electing a populist candidate. Italian local government is a good case to study the effects of electing a populist government. First, Italy has more than 8,000 municipalities, and several populist parties populate the Italian party system at both the national and local levels, yielding large sample sizes and large variations in treatment status. Second, populist parties exert a tight discipline over their members; hence, there is likely to be a precise match between the populist nature of the party and the populist attribute of affiliated mayors. Third, the concentration of executive power in mayors and mayors' discretion over the appointments and removals of top bureaucrats create the necessary space to detect sizable effects on economic performance and the quality of bureaucracy.

The results support the expectations. We find that the (close) election of a populist mayor leads to a 5.3 percentage point increase in the share of public

contracts with cost overruns, smaller debt repayments, and—although the estimates are less robust—larger accumulation of debts. Turnover among top bureaucrats increases by 50% compared to the average turnover in the data, and the percentage of bureaucrats with a postgraduate university degree drops by −5.0 percentage points. [Correction added on 12 October 2023, after initial online publication: The percentage point has been changed from −13.1 to −5.0 in the sentence.] By analyzing the stated reasons for bureaucrats' departures, we are also able to show that forced rather than voluntary departures drive the increased turnover, suggesting that bureaucrats are forced to leave and do not choose to leave when populists win.

Our findings complement early attempts at investigating the relationship between populism and the economy. Funke, Schularick, and Trebesch (2020) assemble a data set on populist leaders and find large long-term economic costs of populism, with GDP per capita being more than 10% below compared to the most plausible non-populist counterfactual. Similarly, Magud and Spilimbergo (2021) find negative macroeconomic consequences of populist regimes in Latin American countries. On the bureaucracy side, Peters and Pierre (2020) suggest that populism is likely to translate into lower expertise in government. Bauer and Becker (2020) discuss the public administration goals and strategies of populist governments, showing how purges of personnel and top bureaucrats occurred in many historical cases of populist governments. Similar conclusions are reached in the theory proposed by Sasso and Morelli (2021). Finally, our work builds on recent scholarship showing that populists can have a significant influence on policy, both when in power (Albertazzi and McDonnell 2015; Paxton 2019) and when outside government (Biard, Bernhard, and Beta 2019). We show that the influence of populist commitments has negative consequences for the performance of municipalities and the retention of competent bureaucrats.

Populists' Political Agency and the Strategic Supply of Commitments

Social scientists have embraced different definitions of populism, focusing on ideology, political strategy, or policies (Mudde and Rovira Kaltwasser 2018). First, the ideational approach defines populism as a thin-centered ideology that portrays society as divided into the “pure people” and the “corrupt elite,” arguing that politics should be the expression of the will of the people (Mudde

2004). Second, the political-strategic approach considers populism as a political strategy employed by politicians in an attempt at “winning and exercising power” (Weyland 2001, 12) while creating unmediated ties between the leader and voters (Weyland 2017). Consistent with these two definitions, the people versus elite rhetoric is a straightforward manifestation of populism, which is also the most common measure used in empirical work (e.g., Di Cocco and Monechi 2022; Gennaro, Lecce, and Morelli 2021; Hawkins et al. 2019; Pauwels 2011). A third approach, originating from economics, defines populism as the implementation of redistributive policies that claim to promote the interest of common citizens without regard to the consequences of such policies (Acemoglu, Egorov, and Sonin 2013; Dornbusch and Edwards 1991).

Our theoretical argument endorses a strategic definition of populism, which we believe is the most suitable for studying the consequences of populism. In fact, while the ideational approach does not point to any specific direction when studying the consequences of populism, the economic approach is too narrow in associating populism with a set of redistributive policies (Kaltwasser et al. 2017). Conversely, the strategic approach allows us to link causes, strategies, and consequences of populism in a single account. As we propose in this section, trust erosion creates demand for simple commitments that are easier to monitor for voters (*causes*) and triggers a strategic response from politicians: unconditional commitments to policies and anti-elite rhetoric (*strategies*). Because unconditional commitments are by definition unfit for changing circumstances and hostile to expert assessment of alternatives, populism has detrimental effects on policymaking (*consequences*).

A common thread in the literature on the causes of populism is the erosion of voters' trust in the traditional tools of representative democracy (Berman 2021; Inglehart and Norris 2019). When trust is high, politicians are entrusted to adjust policymaking to changing circumstances, in line with a *trustee model* of representation (Fox and Shotts 2009). Political selection prioritizes competence, and when running for office, politicians will stress their level of expertise in delivering their proposed policies. Conversely, when trust is eroded, voters consider politicians—even the competent ones—undeserving of the autonomy characterizing the trustee model of representation, perhaps because they are considered selfish rent seekers captured by interest groups or elites. Voters want to take back control over policy, demanding simple policy commitments that are easy to monitor. Representation shifts to a *committed delegate model*. Populist politicians intercept this demand and run for

office with simple commitments and radical solutions (e.g., zero-immigration types of policies, protectionism, citizenship income). Once a party or politician shifts to the committed delegate model, the best complementary strategy to maximize electoral support is to fuel distrust for the corrupted candidates supported by the corrupted elites, thus sustaining the crisis of trust (see, e.g., Moffitt 2016; Mudde 2004). This is why the committed delegate model triggers populism, for the committed delegate rationally chooses simple policy commitments and all the complementary strategies commonly associated with populist behavior, namely, anti-elite rhetoric, anti-media backlash, and anti-experts denigration (Morelli, Nicolò, and Roberti 2021).

Once in office, populists try to stick to their policy commitments. Paxton (2019), for instance, shows that even at the local government level, populists are highly incisive with respect to the policy issues they prioritize, especially when they enjoy a large degree of discretion, as evidenced by the author's comparative analysis of municipal governments in Italy and Austria. Also, cross-country evidence points to the significant influence that populist parties have on policies (Biard, Bernhard, and Beta 2019) and how they manage to deliver on their electoral promises, ultimately surviving the electoral cost of governing (Albertazzi and McDonnell 2015). However, unconditional commitments might lead to inefficiencies and suboptimal outcomes if populist policies are implemented without a careful assessment of their correspondence to the changing economic landscape. As a result of this form of imperative policymaking, we expect populism to worsen government economic performance.

Furthermore, because commitment-type policies are by definition incompatible with adjustments or alternatives, populist politicians are not willing to have their proposed policies undergo expert assessments of their feasibility, for experts may raise concerns about the desirability of populists' policies given the economic and political context (Peters and Pierre 2020). This might be one of the reasons why populist governments were slower at passing health measures and mobility restrictions during the outbreak of the COVID-19 pandemic in February and March 2020 (Kavakli 2020), and in general performed more poorly (Bayerlein et al. 2021). For populists, expert bureaucrats' recommendations implying policy solutions different from their commitment-type agenda are unwelcome (Eichengreen 2018; Mudde and Kaltwasser 2017). Populists therefore have a strict preference for non-expert bureaucrats who obsequiously implement the populist agenda. As a result, populists will control the bureaucracy by staffing the administration

with non-experts who are more likely to implement populist policies.⁵

Based on this theoretical framework, we can derive testable expectations about the consequences of populists' commitments. As a result of this form of imperative policymaking, we expect populism to worsen government economic performance. Furthermore, when facing resistance from expert bureaucrats, populists will replace them with non-experts, increasing turnover and decreasing the quality of bureaucracy. We formalize these expectations with three testable hypotheses. Populist governments lead to (1) lower economic performance, (2) higher bureaucratic turnover, and (3) lower quality of bureaucracy.

The willingness to implement their commitment-type policies headfirst, rather than the recurrence of some specific "bad policies," is the real cause of populists' bad economic performance.

Municipal Government and Populism in Italy

Italian municipalities represent a good case to study the consequences of populism for government performance and bureaucratic quality. First, the presence of several populist parties in Italy makes it less arbitrary for researchers to measure the populist attribute of candidates. Second, executive power is highly concentrated, and populist mayors and executive committees have significant leeway to implement their commitment-type policies. Third, municipal bureaucrats play a central role in the administration of public policies, and mayors have large discretion over the appointment and removal of top municipal bureaucrats.

Consistent with various definitions of populism (Mudde and Rovira Kaltwasser 2018), empirical work generally identifies populist parties based on the presence of people versus elite rhetorical elements in electoral manifestos and other party sources (e.g., Di Cocco and Monechi 2022; Pauwels 2011). Measurement becomes more challenging when moving the focus from parties to individuals. Two strategies are available, based on individual behavior or party identification. The suitability of these strategies rests on data availability for the former (e.g., individual speeches or campaign messages)

⁵In some cases, experts might also feign to be non-experts while waiting out the incumbent government (Cameron and Figueiredo 2020; Sasso and Morelli 2021). Because feigning behaviors are hardly tractable empirically, we focus on turnover and replacement alone.

and the presence of clearly populist parties for the latter. Gennaro, Lecce, and Morelli (2021) and Hawkins et al. (2019), for instance, measure populism for U.S. congressional candidates and chief executives based on the analysis of speeches. However, when populism is a characteristic of political parties and there is no textual data to produce individual-level estimates, researchers can rely on candidates' party identification and code populist politicians based on whether they identify with a populist party or not. Although using party-level characteristics to infer individual-level characteristics clearly implies a loss of construct validity, we believe it is a suitable strategy for the Italian context, where several parties are clearly considered populist and deviation from party lines is punished by populist parties (Fasone 2020).⁶

We obtain a list of populist parties in Italy from the PopuList Database, a collective enterprise that brings together researchers in an attempt to provide a comprehensive list of populist parties in Europe (Rooduijn et al. 2019). There are six populist parties in Italy, which ranks fourth in Europe for number of populist parties: Lega (Nord), Movimento 5 Stelle (Five Star Movement, 5SM), Fratelli d'Italia, Forza Italia - Il Popolo della Libertà (only until 2018), and two minor parties, Liga Veneta and Lega d'Azione Meridionale. In Section A of the supporting information (SI, p. 2), we provide qualitative information about these parties.

Italian municipal government features a directly elected mayor, a directly elected local council, and an executive committee appointed by the mayor, with elections held every 5 years. Mayoral candidates are linked to one or more party lists of candidates to the local council. The lists mirror the political parties at the national level, although it is common for candidates to be linked to civic lists (*liste civiche*) that do not match any of the parties at the national level. Voters can cast a ballot for the mayoral candidate directly, for one of the lists linked to the candidate, or both. Votes cast for a list automatically count toward the number of votes of the mayoral candidate linked to the list. The candidate who wins a plurality is elected mayor, except for municipalities with more than 15,000 inhabitants, where the two candidates with the largest vote share run in a second round if none of the candidates obtain 50% of the votes in the first round.

⁶By February 19, 2021, the number of Five Star Movement members expelled from the party because of noncompliance with party directives amounts to 40. See <https://www.agi.it/politica/news/2021-02-19/m5s-espulsioni-parlamentari-governo-draghi-11478409/>.

Municipalities are responsible for a wide set of services, from primary schooling to local police, waste management, public roads and infrastructure, social services, and security. As a result, municipal governments enjoy large degrees of financial autonomy, and they are responsible for the procurement of goods and services. Municipalities also have large bureaucratic apparatuses, accounting in 2017 for 12% of the 3.5 million employees working in public organizations in Italy.⁷ The bureaucratic organization of Italian municipal governments consists of two types of employees, those with managerial rank (*qualifica dirigenziale*) and those without managerial rank (*qualifica non dirigenziale*). For simplicity, we shall consider bureaucrats without managerial rank as rank-and-file employees and bureaucrats with managerial rank public managers. Whereas rank-and-file employees have limited discretion on policy, public managers are responsible for the implementation of directives adopted by the executive committee, the financial and personnel management of the municipality, and public service delivery and monitoring.

Rank-and-file employees are generally hired through public competitions and with permanent contracts agreed at the national level through collective bargaining, whereas the mayor and the executive committee have larger discretion over the hiring and departures of public managers. There are three ways to hire public managers: public competitions published by the municipality, mobility across organizations, and direct appointment with temporary contracts. Municipal governments have increasingly opted for fixed-term contracts that allow them to exert tighter control over bureaucrats, with many scholars arguing for the emergence of a “spoils system” in Italian local government (Borgonovi and Ongaro 2011). The average share of temporary contracts among all bureaucrats with managerial rank is 20%, increasing from 16% in 2003 to 25% in 2019.

While mayors have full discretion over temporary contracts, permanent contracts can be terminated only for serious failures. However, mayors have discretion over the allocation of managerial tasks and demotion within the government, and they are therefore able to incentivize public managers to leave even when the contract is permanent.⁸ Mayors can therefore affect turnover

⁷See the 2017 Census of Public Organizations, National Institute of Statistics at <http://istat.it/it/censimenti-permanenti/istituzioni-pubbliche>.

⁸See Article 50(10), Lgs. D. 267/2000. Demotion practices have been documented in the literature by Doherty, Lewis, and Limbocker (2019), who find that presidents marginalize ideologically distant career executives by transferring responsibilities to other individuals.

in municipal government through the termination of temporary contracts and (indirectly) through mobility across organizations for permanent contracts. A total of 15% of municipalities have public managers, and the median number of managers in those municipalities is 4.

Data

We assemble a rich data set on municipal governments in Italy covering more than 20 years, from 1998 to 2020. We collect three sets of data: (1) municipal elections, mayoral candidates, and partisan affiliation of politicians; (2) economic performance and public procurement data; and (3) bureaucratic composition.

We combine several sources of data. We obtained data on all municipal elections, mayoral candidates, and their party affiliations from the Historical Electoral Archive of the Ministry of the Interior (1989–2020). We used the Database on Local Administrators for other information on mayors (e.g., job, gender, and level of education), local councilors, and members of the executive committee (1998–2020). For our measures of performance, we collected novel data on public procurement (2012–2020) from the archives of the National Anticorruption Authority, which we combined with data on economic performance from the National Institute of Statistics (2008–2019). Finally, data on the number of bureaucrats, their rank, education, and type of contract, along with data on hirings and departures, were obtained from the Annual Account of the Italian General Accounting Office (2001–2019). This is at the same time an extremely rich and complex source of data that allows us to capture variation in bureaucratic composition of municipal governments over 20 years and across 8,157 unique municipal governments. [Correction added on 12 October 2023, after initial online publication: The number of unique municipal governments has been changed from 8,405 to 8,157.] To the best of our knowledge, it is the first time it is used in scholarly work.⁹

Populist Candidates

We code populist mayoral candidates based on the political party lists linked to the candidate. We delegate the identification of populist parties to the PopuList database (Rooduijn et al. 2019), commonly used in scholarly work and regularly peer-reviewed by more than 80 academics

⁹Detailed descriptions of the original sources are reported in Section B of the SI (p. 3).

from different countries. PopuList codes parties as populist if they interpret the people and the elites as two antagonist entities, embrace the idea of popular sovereignty, and uphold an ideal vision of the people and a denigratory vision of elites.

Economic Performance

We present three measures of economic performance. First, we calculate the percentage of procurement contracts with cost overruns. Public procurement data are often used in the literature to study performance (Decarolis et al. 2021; Spenkuch, Teso, and Xu 2021). We follow this literature and compute the yearly percentage of all public contracts awarded by the municipality where payments are greater than the adjudicated costs. Since 2012, every municipality has had to publish on its website a large set of information about each contract, such as object, cost, duration, beneficiary, and awarding procedure (Article 1(32), Law 190/2012). This information is also sent to the Anticorruption Authority for verification and quality control before being published in the authority's open-access archives.

We web-scraped the archives and assembled a data set with 1.25 million contracts worth at least 1,000 euros awarded by 5,527 municipalities from 2012 to 2020.¹⁰ For each contract, we create a variable equal to 1 if payments exceed the initial adjudicated cost, and 0 otherwise. We then compute the average of this metric for every municipality in any given year, obtaining a data set of 25,628 municipality-year observations.¹¹

The other two measures of performance capture the fiscal quality and sustainability of the administration, proxied by the accumulation and repayment of residual liabilities. Let us consider this example. In year t , municipality i 's balance sheets report residual liabilities for 2,000 euros, consisting of the difference between committed and actual payments in the previous year $t - 1$. In year t , municipality i commits to payments of 13,000 euros and eventually pays 10,000 euros, thus accumulating another 3,000 euros of liabilities. Debt accumulation is computed as the ratio between current and initial liabilities ($3,000/2,000 = 1.5$). Debt repayment is the ratio

¹⁰Several contracts have typos in the reported information: 6,629 contracts have a termination date that is earlier than the starting date, and 348 contracts have payments that are more than 100 times as large as the adjudicated costs. To clean the data set, we removed these contracts.

¹¹In SI Section E.4 (p. 14), we show our results are robust when computing the percentage of contracts where the difference between payments and costs exceeds 5% and 10% of the awarded costs.

between disposed and accumulated liabilities, and measures the ability of municipality i to repay more debts than what it accumulates. A good fiscal performance is associated with low levels of debt accumulation and high levels of debt repayment.

Bureaucratic Turnover and Quality

To measure the consequences of populism for bureaucratic quality and turnover, we focus on public managers. We do this for two reasons. First, public managers have large levels of discretion in the administration of policies, and populist politicians are more likely to replace bureaucrats in strategic decision-making positions. Second, as discussed above, it is easier for politicians to fire and hire managers compared to rank-and-file employees.

We measure bureaucratic turnover in municipality i and year t as the sum of managers who leave (departures) and join (hirings) the government divided by the total number of managers in the same year. The precise metric is given by the following formula:

$$\text{Turnover}_{it} = \frac{N. \text{Departures}_{it} + N. \text{Hirings}_{it}}{N. \text{PublicManagers}_{it}}$$

Perfect measures of the quality of bureaucrats are hard to produce, for quality is a latent, multifaceted concept. We follow a long tradition of work in political economy that uses education as a proxy for the quality of politicians and interpret bureaucrats' quality as the percentage of managers with a postgraduate university degree (in the Italian context, see, e.g., Baltrunaite et al. 2014; Galasso and Nannicini 2011).¹² [Correction added on 12 October 2023, after initial online publication: University degree has been changed to postgraduate university degree in the previous sentence.] [Correction added on 12 October 2023, after initial online publication: New footnote 12 is added, and the following footnotes were renumbered.] By jointly looking at turnover and education, we provide a comprehensive picture of the costs of populism for the bureaucracy. In fact, while turnover alone can produce leadership vacuums and undermine institutional continuity in planning and implementation (Lewis 2011), these negative consequences are likely to

¹²In the Italian education system, postgraduate education consists of every education title higher than *laurea magistrale* or *laurea a ciclo unico* (e.g., 2nd-level master's degree, a Ph.D or equivalent doctorate degrees, or diplomas from schools of specialization). We look at postgraduate level of education, instead of simply looking at university degree, because holding a university degree is in most cases a legal requirement for being a public manager.

be enhanced when coupled with a non-expert-replace-expert dynamic.

Table 1 reports descriptive statistics for the main variables in the full data set and in the analysis data set, namely, the subset of municipalities where a populist candidate ran for office. In our data set, 3,244 out of the 8,569 municipalities had a populist candidate in any of the elections they held. In the third and fourth columns, we report statistics for municipalities where the populist candidate won and lost the elections.

Close-Election Regression Discontinuity Design

Identifying the effect of populist governments on our outcomes of interest is a challenging task. Municipalities governed by a populist mayor may differ from municipalities governed by a non-populist mayor due to many unobservable characteristics. However, municipalities where populist candidates won the elections by very thin margins can be, in expectation, comparable to municipalities where the populist candidate barely lost. Close-election sharp RDD is a common method for estimating the effect of winning candidates' characteristics on downstream outcomes. This approach has been used in the context of Italian municipalities by Gagliarducci and Paserman (2012) and Casarico, Lattanzio, and Profeta (2021) to estimate the effect of electing a female mayor on government termination and fiscal policy, by Romarri (2020) to estimate the effect of electing a far-right mayor on hate crimes, and by Bordignon and Colussi (2020) to estimate the effect of a populist candidate reaching the second round of the elections on voters' turnout and descriptive representation.

Formally, let E be a set of municipal elections in which *one* populist candidate runs against one or more non-populist candidates. For each E_i , let M_i be the margin of victory of the populist candidate, calculated as the difference between the vote share of the populist candidate and the most voted non-populist candidate. Let V_i be a dichotomous variable equal to 1 if $M_i > 0$ (the populist candidate wins) and 0 otherwise. Y_i is the outcome of interest. We can then define the estimand as $\tau = \lim_{\epsilon \downarrow 0} E[Y_i | M_i = \epsilon] - \lim_{\epsilon \uparrow 0} E[Y_i | M_i = -\epsilon]$ as the local average treatment effect (LATE) of electing a populist candidate.¹³

¹³We summarize the composition of the treated and control groups in SI Table C.2 (p. 4).

TABLE 1 Descriptive Statistics of Main Variables in the Full Data Set and in the Municipalities in which a Populist Ran

	Full Data Set	Analysis Data Set	Non-Populist Mayor	Populist Mayor
Economic Performance				
Debt Accumulation	0.60	0.59	0.60	0.56
Debt Repayment	1.11	1.03	1.03	1.04
Cost Overrun (%)	0.07	0.09	0.09	0.10
Quality of Bureaucrats				
Managers' Turnover	0.24	0.23	0.23	0.22
Postgraduate Managers (%)	0.04	0.05	0.05	0.04
Mayors				
Age	51.82	50.55	50.31	51.10
Graduate (%)	0.44	0.52	0.51	0.55
Secondary Education (%)	0.87	0.91	0.91	0.92
Female (%)	0.11	0.12	0.13	0.11
Incumbents (%)	0.35	0.33	0.36	0.25
White Collar (%)	0.28	0.32	0.29	0.41
Municipalities				
Resident Population	7,156	20,818	18,647	26,557
Surface (sq. km)	37.19	49.58	46.44	58.01
In Northern Regions (%)	0.56	0.68	0.69	0.65
Observations	182,441	31,545	23,025	8,520
Unique Municipalities	8,569	3,244	2,987	1,241

Notes: Descriptive statistics of main variables in the entire data set and in three subsamples: municipalities where a populist candidate ran for office (Analysis Data Set), and where a populist candidate won and lost the elections.

[Correction added on 12 October 2023, after initial online publication: Graduate Managers has been changed to Postgraduate Managers under "Quality of Bureaucrats" and the corresponding values were changed.]

We intentionally define τ as the LATE of electing a populist candidate, instead of the LATE of populism alone. In fact, because close elections do not randomly assign candidate characteristics, the RD estimator will recover the effect of the populist attribute of mayors plus all other individual- and municipality-level characteristics that distinguish populist from non-populist and that allow the former to remain in close election (Marshall 2022).¹⁴ In the following section, we describe how balance tests for mayor-level characteristics can help us characterize the compound nature of the estimand, as recommended by recent methodological literature (Marshall 2022).

¹⁴Similarly, Hall (2015) notes that he estimates the effect of extremist candidates and not that of extremism, and Bucchianeri (2018) identifies the effect of nominating a female candidate and not that of gender alone.

We estimate τ with a continuity-based approach that uses nonparametric local polynomial methods for estimation and inference. We fit local WLS models where weights are determined by the triangular kernel function based on the ratio between the distance of unit i from the cutoff m and the mean-squared error minimizing bandwidth h . The closer the units are to the cutoff, the larger the weight. Units outside the optimal bandwidth receive a weight equal to 0; therefore, estimation is performed on a restricted sample of units so that $M_i \in [-h, +h]$. We use the automatic bandwidth selector proposed by Calonico, Cattaneo, and Titiunik (2014), which aims to minimize the mean-squared error of the local polynomial RD point estimator. Inference adjusts for the variability introduced in the bias estimation step and uses a variance estimator that yields robust bias-corrected confidence intervals and p-values (Cattaneo, Idrobo, and Titiunik 2019). Therefore, point estimates will not be centered in the

confidence interval. We estimate the following full treatment interaction model:

$$Y_{it} = \beta V_{iT} + \phi M_{iT} + \eta V_{iT} \times M_{iT} + \zeta X_{it} + \delta_t + \gamma_T + \theta_i + \varepsilon_{it}.$$

We use subscript T for election year and t for calendar year. Recall that V_{iT} is a dummy for treated units above the cutoff, M_{iT} is the margin of victory (i.e., the running variable), and ε_{it} is a robust error term clustered by municipality. We include a set of pretreatment covariates X_{it} in the specification as well as year, municipality, and election-year dummies (δ_t , θ_i , and γ_T) to boost efficiency (Calonico et al. 2019). The coefficient β is the RDD estimator and identifies the average outcome jump at the cutoff after partialling out the effect of the covariates and the fixed effects. Mayors stay in office for 5 years, whereas the outcome variables are at the municipality calendar year level. β is therefore the average yearly effect of electing a populist mayor within the government term.

Validity

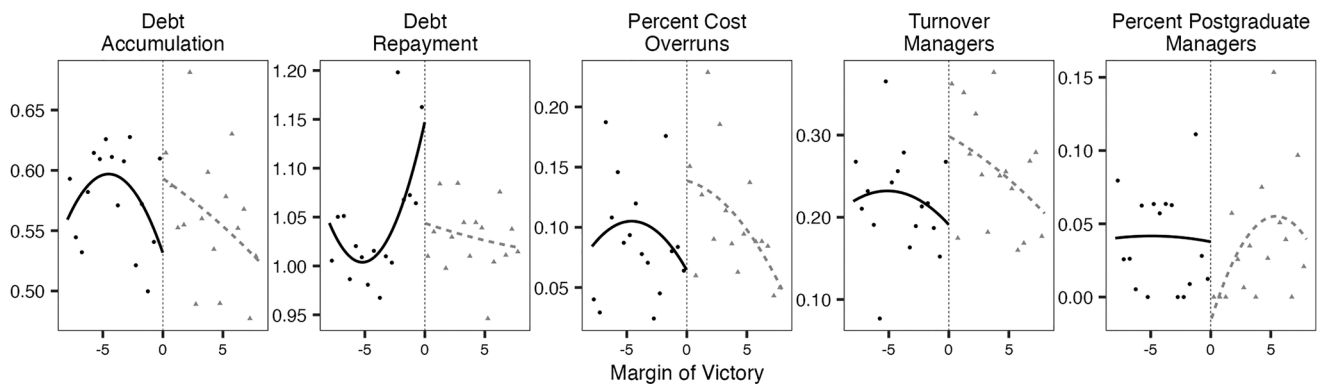
An important falsification test for the RDD consists of ensuring that, near the cutoff, treated units are similar to control units in terms of observable characteristics. Balance tests are generally employed to provide evidence in support of the continuity of potential outcomes assumption, where several pretreatment covariates are used as placebo outcomes. However, as we are interested in the effect of a candidate characteristic, the RDD estimand should be interpreted as a compound treatment effect. In most cases, this interpretation is sensible, for causal claims about fixed characteristics like populism, gender, and race should be operationalized as a “bundle of sticks” (Hall 2015; Sen and Wasow 2016). However, detecting meaningful discontinuities in candidate-level characteristics that are conceptually different from populism can help characterize the compound nature of treatment (Marshall 2022).

Figure D.2 in the SI (p. 6) shows balance tests for 18 pretreatment covariates. Municipalities above and below the cutoff are very similar with respect to demographic, geographic, and political characteristics of the municipality. Importantly, we find no discontinuity for the value of the margin of victory from the previous election. Populist and non-populist mayors are also similar with respect to several individual characteristics (e.g., education, gender, and age). However, populist candidates are more likely to be new entrants compared to their non-populist counterparts. We find that the probability of populist mayors being incumbents is 12 percentage

points lower. While the absence of discontinuities in most of the covariates strengthens our confidence that municipalities where a populist mayor won and lost by thin margins are similar in expectation, the discontinuities in the incumbency status of non-populist mayors might suggest that populist candidates benefit electorally from being challengers, and their lack of government experience allows them to remain in close elections. This difference might confound the effect of the populist attribute of mayors. In fact, bureaucratic turnover might be the result of change in political leadership of the municipality and poorer performance might be the product of inexperience. In the section “Challenger Status and (Right-Wing) Populism,” we address this source of confounding.

We perform several additional tests, and we report the results in the SI. We document the absence of sorting at the cutoff with density tests aimed at detecting whether there is a proportional number of elections where populist candidates barely won or lost (Figure D.1, p. 5). In Figure D.3 (p. 7), we report estimates from alternative placebo margins of victory ranging from -25% to $+25\%$. When adjusting the estimation for multiple testing, we find no discontinuities at the 95% level in 83% of the tests with placebo cutoffs—when pooling all the p -values—and in 78% of the tests—when performing the multiple-test adjustment separately for each outcome. While the number of discontinuities at placebo cutoffs is not negligible, it is important to note that we never find a simultaneous discontinuity for all five (or even four) outcomes in any of the 46 placebo cutoffs used. Next, we perform a set of falsification tests with lagged values of the outcomes, using the margin of victory in election T to estimate jumps at the cutoff in the outcomes during the years between election T and $T - 1$ and find a discontinuity only for one outcome (see SI Table D.4). We also show that the estimates are overall robust to alternative bandwidth selections and bandwidth selectors (see Figure E.4 and Figure E.5 in the SI). In Section E.2 in the SI, we perform power analysis to ensure we have enough statistical power to detect the treatment effects we actually estimate (Stommes, Aronow, and Sävje 2021). Finally, as suggested by Cattaneo, Keele, and Titiunik (2021), we estimate the effects without using covariates (see SI Table E.6, p. 13), and only debt accumulation displays instability in the point estimate and generally low precision.

The outcome that performs worst in these tests is debt accumulation. The power analysis shows we are not well powered to detect even small effects for this outcome; the point estimate after removing the covariates from the estimation as well as selecting larger band-

FIGURE 1 Average Outcomes for Municipalities in which a Populist Barely Won and Lost the Election

Notes: The figure shows binned averages of the outcomes in close electoral races. The solid lines are second-order polynomial fit using control and treated units separately. Scatter points are averaged over a 0.5% margin of victory. [Correction added on 12 October 2023, after initial online publication: Figure 1 has been updated.]

widths is pushed toward zero.¹⁵ Debt accumulation is also the outcome with the lowest share of nonsignificant estimates at placebo cutoff (67%).¹⁶ In the next section, we present the results for all five outcomes, although those for debt accumulation should be treated with the necessary caution warranted by the results of these tests.

Results

Merging the database on government performance and bureaucratic composition with election data where one populist candidate was running against at least one non-populist candidate, we obtain a sample of 7,897 municipality-elections pairs, for a total of 31,545 municipality-year observations. We find that 2,164 elections were won by a populist (27% of the total). In most cases, populist candidates were supported by one populist party (i.e., 6,153 elections), 1,575 candidates by two, and only 169 candidates were supported by three populist parties (i.e., the right-wing populist coalition: Forza Italia, Lega [Nord], and Fratelli d'Italia).¹⁷

To visually display the discontinuities at the cutoff, Figure 1 shows binned averages of the outcome variables as a function of the margin of victory of the populist candidate. The jumps when the margin of victory equals 0 are suggestive of the expected effect of electing a pop-

ulist mayor, with noticeable discontinuities in line with the empirical predictions.

Table 2 shows the RDD results. We report the estimated effect of electing a populist mayor *in close electoral races* on the five outcomes.¹⁸

Consistent with the RDD plots, there are economically and statistically significant effects on government economic performance. Municipalities with a populist mayor do a worse job of repaying debts accumulated in the current year, with debt repayment decreasing by -0.05 points (-5% compared to the mean in the data), and the share of procurement contracts with cost overruns increases by 5.3 percentage points. Despite its weak performance in the validity tests, there is a positive relationship between electing a populist mayor and debt accumulation, with the ratio of new over old liabilities increasing by 0.02 points, equal to 4% of the average value in the data set (i.e., 0.59). While we believe the effects estimated for debt accumulation should be interpreted with caution, the direction of the point estimate is consistent with the other two performance outcomes, which jointly lend support to our argument for which populist commitments are bad for government economic performance.

Electing a populist mayor also leads to an increase in turnover among public managers by 0.13 points (average turnover is 0.23) and a simultaneous decrease in the

¹⁵This is evidenced by both selecting larger arbitrary bandwidths (SI Figure E.4, p. 10) as well as by using an alternative asymmetric bandwidth selector that automatically yields larger bandwidths (SI Figure E.5, p. 11).

¹⁶Excluding debt accumulation from the tests, the share of nonsignificant coefficients at placebo cutoffs increases to 81% (see SI Table D.3, p. 8). [Correction added on 12 October 2023, after ini-

tial online publication: The cut-off value has been changed from 80% to 81%.]

¹⁷In SI Table A.1 (p. 2), we show the distribution of populist candidates across each pair of supporting populist parties.

¹⁸Results without covariates are reported in SI Table E.6 (p. 13). Only for debt accumulation does the 95% confidence interval include 0 (robust p-value = .346).

percentage of managers with a postgraduate university degree by -5.0 percentage points [Correction added on 12 October 2023, after initial online publication: the percentage of managers with a university degree by -13.1 percentage points has been changed to the percentage of managers with a postgraduate university degree by -5.0 percentage points].¹⁹

In SI Section F.3 (pp. 17–19), we perform additional tests to detect heterogeneity in treatment effects based on the first or second part of government term, geographical location, and population size of municipalities. We do not find marked differences, except for the effects on performance outcomes in the sample of municipalities with population size below the median value, which generally display larger effects. This is a surprising finding, which clearly deserves further investigation. Even though this difference might suggest that the consequences of populist commitments are particularly relevant for small polities, it is worth noticing that in the context of Italian municipalities, “smaller” also means less fragmentation of executive power. The size of executive committees and local councils is set by the law as a function of population thresholds, and the number of bureaucrats is highly correlated with population size (correlation equal to 0.98); hence, mayors in smaller municipalities—while enjoying the same level of discretion in the management of the municipality—face the resistance of fewer bureaucrats

¹⁹We find positive effects on both the number of hirings and departures (see SI Table F.8, p. 15). Moreover, as a falsification test, we find much smaller effects for rank-and-file employees, with the effect on turnover even being of opposite sign (see SI Table F.9).

and fewer members of the legislative body, and they coordinate policymaking with smaller executive cabinets. As a result, the election of a populist mayor in municipalities with similar tasks but higher concentration of power might translate into larger costs for the economic performance of government, without the need to alter the organization of the bureaucracy. The relationship between this finding and the scope conditions of our argument is discussed in more depth in the conclusions.

Forced or Voluntary Departures

Our expectation for which populist mayors get rid of expert managers with detrimental consequences for the quality of the bureaucracy hinges on expert bureaucrats being forced to leave the administration. However, an alternative, observationally equivalent mechanism could be at play, whereby managers voluntarily decide to leave the administration following the election of a populist mayor. For instance, Bolton, de Figueiredo, and Lewis (2021) argue that top bureaucrats might decide to leave the organization when facing a newly elected principal with diverging policy positions, either because they are marginalized by the new government or because the value they obtain from public office decreases.

To adjudicate between these two mechanisms, we dig into the data on bureaucrats' departures, which allows us to code whether the departure was a mayor's or bureaucrat's decision. The original data features eight categories of departures, which are displayed in Table 3 and described in more detail in SI Section F.2 (p. 16). Af-

TABLE 2 Regression Discontinuity Results for Economic Performance and Bureaucratic Quality Outcomes

	Economic Performance			Bureaucratic Quality	
	Debt Accumulation	Debt Repayment	Percent Cost Overruns	Turnover Managers	Percent Postgraduate Managers
Estimate	0.022*	-0.048^{**}	0.053*	0.128**	-0.050^{**}
Robust SE	0.011	0.015	0.024	0.029	0.012
<i>h</i>	9.813	13.386	12.253	8.644	8.072
Obs. Used	3,579	4,783	1,166	1,506	1,411

Notes: Regression discontinuity estimates were constructed using local polynomial estimators with triangular kernel. Robust confidence interval and *p*-values were constructed using bias correction with cluster-robust standard errors at municipality level; *h* is the MSE-optimal bandwidth. Covariates include population (log), surface (sq. km), surface at hydro-geological risk (sq. km), number of local councilors, gender, secondary education, degree, and white-collar job of mayor (all dichotomous), year, municipality, and year-election dummies. Period of analysis: cost overruns 2012–2020, debt accumulation and repayment 2008–2019, turnover and education of bureaucrats 2001–2019. Analysis implemented with the *rdrobust* package in R (Calonico, Cattaneo, and Titiunik 2015). [†] $p < .1$; * $p < .05$; ** $p < .01$. [Correction added on 12 October 2023, after initial online publication: Graduate Managers has been changed to Postgraduate Managers under “Bureaucratic Quality” and the corresponding values were changed. The values under “Turnover Managers” were also changed.]

TABLE 3 Managers' Departure Categories

	Forced Departure	Voluntary Departure	Total
Other reasons	?	?	2,341
Resignation		X	1,800
Transfer to other administrations		X	863
Forced retirement for age limits	X		763
Contract termination	X		182
Contract termination, 40 years of contributions			71
Firing	X		60
Transfer due to outsourcing			25

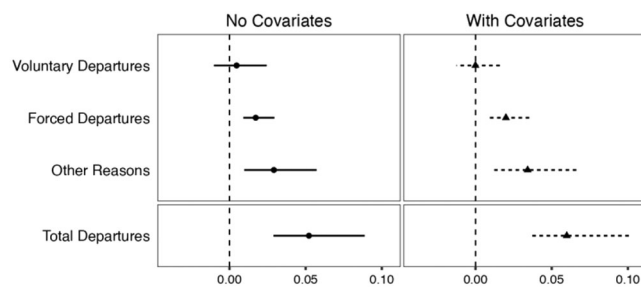
Notes: Managers' departure categories and number of instances in the raw data (2001–2019).

ter reviewing the legislation with the support of a public manager from an Italian municipality, we are able to classify categories based on whether they represent a decision of the mayor (forced) or of the manager (voluntary). Some categories are either too ambiguous to be considered forced or voluntary departures (e.g., “Other Reasons”) or they are forms of natural termination of the contract (e.g., “Termination of Contract [40 Years of Contributions]”).

We then estimate the effect of electing a populist mayor on four separate outcomes: total departures, voluntary and forced departures, and “Other Reasons,” all divided by the total number of managers. It should be acknowledged that the large number of “Other Reasons” imposes caution in the interpretation of this test, for we do not know which category is more likely to pass under the “Other Reasons” umbrella. Figure 2 displays the results. First, consistent with the increased turnover, we

show that the number of departures increases with populist mayors. Despite the largest effect being estimated for the “Other Reasons” category, the positive effect on forced departures—coupled with the approximately zero effect on voluntary departures—lends support to the proposed mechanism.

These results corroborate the expectations we derived from characterizing populism as a form of unconditional policy commitment. Populist governments deteriorate the financial sustainability of the government and incur inefficiencies in the management of procurement contracts. In the attempt to get rid of internal bureaucratic resistance, populists are also more likely than non-populists to replace expert bureaucrats with less educated ones, thus decreasing the overall quality of the bureaucracy. We therefore interpret lower performance and weakened bureaucracy as two sides of the same coin: populists' costly commitments.

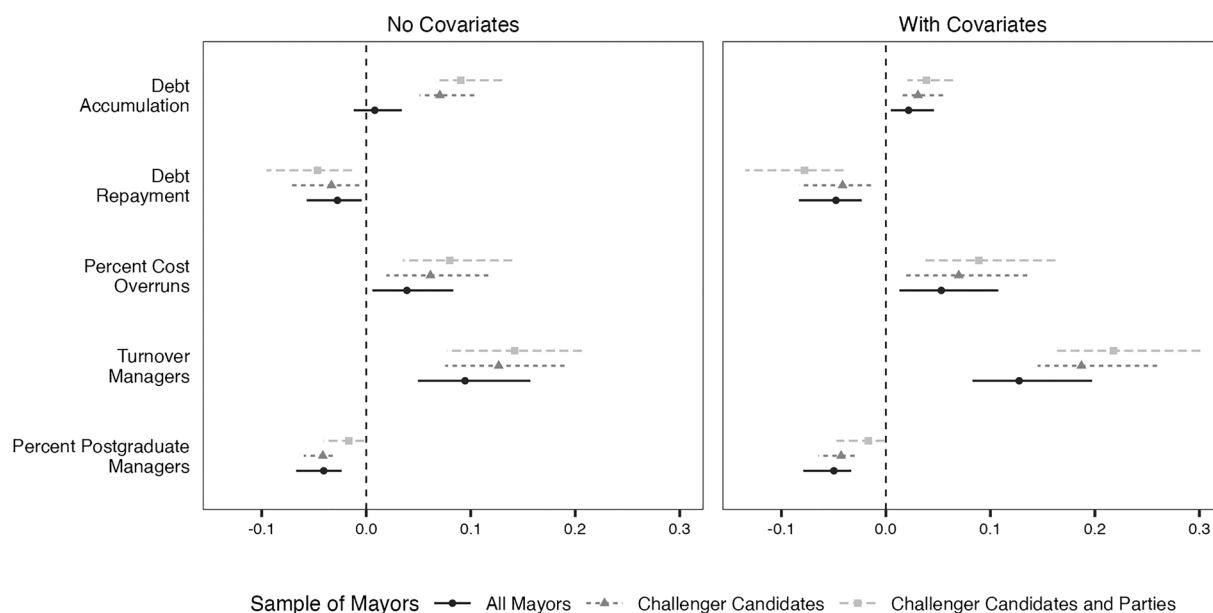
FIGURE 2 Estimated Effect of Electing a Populist Mayor on Managers' Departure Categories

Notes: The figure shows regression discontinuity estimates with 95% cluster-robust confidence intervals of the effect of electing a populist mayor on voluntary and forced departures as percentages of the number of managers. The analysis uses the same estimation, covariates, and period of analysis reported in Table 2.

Challenger Status and (Right-Wing) Populism

We present two robustness tests to further strengthen our results. First, we address the possibility of the estimated effects being confounded by the challenger status of populist mayors. The lower probability of populist mayors to be incumbent might confound the effect of the populist attribute of mayors. Changes in performance and bureaucratic organization might be the result of inexperience and reasonable change in administrative leadership resulting from the election of a new mayor (see, e.g., Bolton, de Figueiredo, and Lewis 2021). To rule out this possibility, we perform two additional tests removing (1) incumbent mayors (i.e., mayors serving the second term), as well as (2) mayors who are serving

FIGURE 3 Estimated Effects of Electing a Populist Mayor across Different Challenger Status of Candidates



Notes: The figure shows regression discontinuity estimates with 95% cluster-robust confidence intervals of the effects of electing a populist mayor excluding incumbent mayors (we keep the first term of all mayors who have been elected more than once) and excluding incumbent mayors and non-incumbent mayors supported by at least one incumbent party. The analysis uses the same estimation, covariates, and period of analysis reported in Table 2. [Correction added on 12 October 2023, after initial online publication: Figure 3 has been updated.]

the first term (i.e., challengers) but who are supported by an incumbent party. Specifically, we remove incumbent mayors and first-term mayors if at least one of the parties supporting the mayor was also supporting the previous incumbent mayor. With these two tests, we therefore address both candidate- and party-level incumbency status.

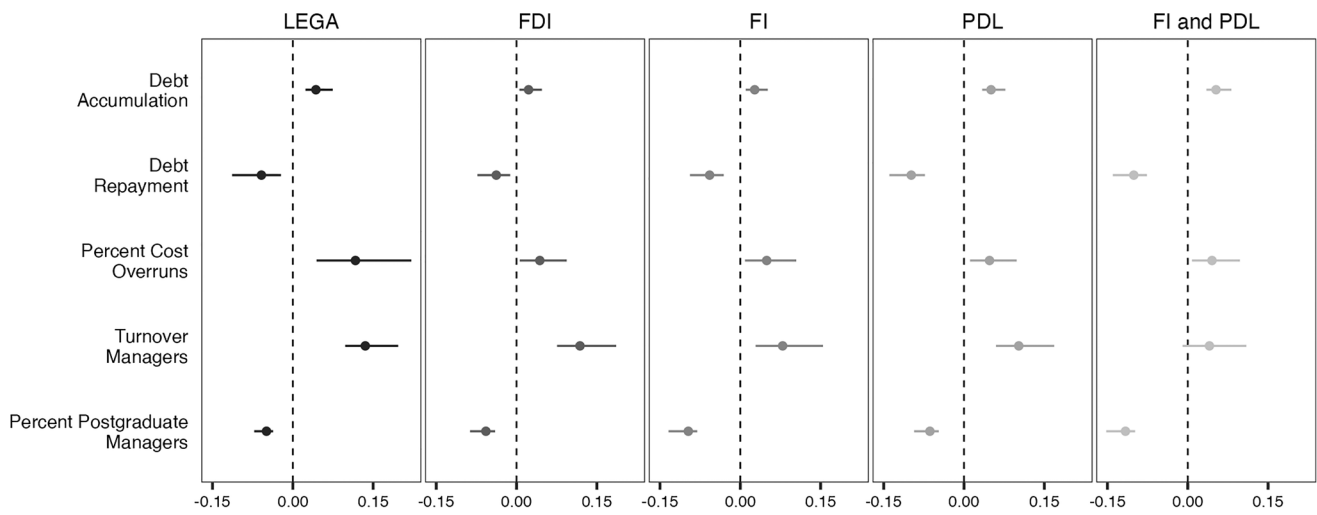
Figure 3 shows the estimated effects across the total sample of mayors, the sample where we compare populist and non-populist challengers, and a sample where we compare populist and non-populist challengers who are not supported by incumbent parties. The estimates remain in the expected direction and distinguishable from zero across the two additional samples, suggesting that the populist attribute of the mayors—rather than their challenger status—is driving the results.

Second, except for the 5SM, the other populist parties are also right-wing; hence, there may be a concern about what is driving the results, whether being populist or being right-wing. Although it is not possible to conclusively isolate the effects of the two components, we show that the results are not exclusively driven by one single right-wing populist party. In Figure 4, we display the main results reported in Table 2 sequentially, moving right-wing populist parties (reported in the panel labels) to the control group, therefore inflating the control group

with right-wing candidates. Because of some disagreement in the literature on whether Berlusconi's parties should be coded as populist (Van Kessel 2015, 54), we also report the results after coding *both* Forza Italia and Il Popolo della Libertà as non-populist. All the estimated effects are in the same direction as the main results and statistically significant at 95% (only one at the 90% level).

Conclusions

In this article, we explore how populism affects government economic performance and bureaucratic quality. We argue that when citizens lose trust in traditional political parties and elites, populist politicians have an incentive to propose a commitment-type policy platform that can be easily monitored by voters. We derive testable implications of populists' commitment-type policies, and we test them in the context of Italian municipalities. We find that when a populist mayor barely wins the election, debt repayments decrease and cost overruns on procurement contracts increase, suggesting lower financial sustainability and efficiency in government economic performance. We also find that populist mayors lead to higher turnover among top bureaucrats, who in turn are on average less educated.

FIGURE 4 Estimated Results' Sensitivity to Sequentially Removing Right-Wing Populist Parties

Notes: The figure shows regression discontinuity estimates with 95% cluster-robust confidence intervals of the effect of electing a populist mayor under alternative coding strategies. Panel labels report the party omitted when coding the candidates as populist. The analysis uses the same estimation, covariates, and period of analysis reported in Table 2. [Correction added on 12 October 2023, after initial online publication: Figure 4 has been updated.]

Two notes on the generalizability of our results are in order, concerning the scope conditions of the theoretical setup and the outcomes we selected for the analysis.

Our study of municipal government in Italy raises questions about the generalizability of our findings to other contexts, both vertically—to higher levels of government—and horizontally—to local governments of other countries. In particular, it is worth discussing two important scope conditions that, if matched, could possibly allow our argument and findings to travel beyond Italian municipalities: strong executive power and a significant set of policy responsibilities granted to the mayor.

The concentration of executive power can be the product of multiple institutional setups, chiefly the electoral system—favoring single-party rather than coalition governments—and the stock of policy responsibilities bestowed upon the executive by the constitution. Coalition governments might constrain the populist agenda, and interparty bargaining can marginalize the demands of populist coalition partners. Similarly, political systems that do not grant considerable discretion to chief executives might pose institutional constraints on the commitment-type agenda of populists. Therefore, we expect our argument to be informative about the effects of populism for central governments too, which clearly enjoy high levels of discretion and authority. This is in line with the evidence in Funke, Schularick, and Trebesch (2020) and Biard, Bernhard, and Beta (2019), who document the sizable influence of populist politicians and

parties on policies and the economy at the national level. On the bureaucracy side, our framework is compatible with bureaucracies that can at least partially resist the will of elected politicians. Bureaucratic resistance ultimately requires a clear allocation of tasks and organizational structure and significant stocks of delegated discretion in managing policies. In political systems where crony or corrupted practices prevail, it is harder to affirm expertise as a distinctive feature of bureaucratic policymaking, and populist politicians might not be concerned about replacing experts with non-experts.

Power concentration and policy responsibilities are important factors highlighted in comparative accounts of local government and populism. For instance, Paxton (2019) finds that the populist mayor of the city of Padua in Italy managed to implement restrictive anti-immigrant policy as a result of the large formal power that mayors enjoy, whereas a feeble influence was achieved by the populist mayor of the city of Wels, in Austria, where municipal governments enjoy a lower degree of autonomy. These features are present in the local government of other countries too. German municipalities directly elect a strong mayor and enjoy a considerable degree of legal and fiscal autonomy (Hömann 2017). Outside Europe, Brazilian (Akhtari, Moreira, and Trucco 2022) municipal governments display features similar to Italian municipalities, with large bureaucracies and significant autonomy for key public services. Conversely, the autonomy of the executive leader is arguably weaker in forms of government where the executive leader

ultimately responds to the will of the local council. This is the case, for instance, for Spanish (Sanz 2020), Finnish, Swedish (Pettersson-Lidbom 2012), and French municipalities (Tricaud 2021), which—despite the marked decentralization in the management of public services—do not directly elect the head of the executive.

Finally, it should be noted that the effects we find on economic performance might be only one fraction of the factors affected by populist commitments. Longer-term effects might hamper the economic attractiveness of the municipality with detrimental consequences on investments and local economic growth (in a similar vein to the findings in Funke, Schularick, and Trebesch 2020). On the bureaucracy side, while the data allow us to prioritize the demand-side mechanism of turnover over a supply-side one based on bureaucrats' self-selection and voluntary departures, we cannot rule out alternative ways through which populism undermines bureaucracy. An important one, highlighted in theoretical work, is that those expert bureaucrats who remain in the administration can "pause" their commitment to good-quality policies and feign to be non-expert while waiting out the incumbent government (Cameron and Figueiredo 2020; Sasso and Morelli 2021). Future research could study other facets of performance and examine the conditions under which bureaucrats are willing to compromise on policy today to remain in their post tomorrow.

While it is important to highlight these specificities of the Italian context and more general scope conditions of the theoretical framework, we believe that the main gist of the article is rather general. Populism is on the rise across the world,²⁰ and it is likely to have sizable consequences for the performance of government and interfere with the appointment and removal decisions that characterize the relationship between political principals and bureaucratic agents.

References

- Acemoglu, Daron, Georgy Egorov, and Konstantin Sonin. 2013. "A Political Theory of Populism." *Quarterly Journal of Economics* 771–805. <https://doi.org/10.1093/qje/qjs077>. Advance.
- Akhtari, Mitra, Diana Moreira, and Laura Trucco. 2022. "Political Turnover, Bureaucratic Turnover, and the Quality of Public Services." *American Economic Review* 112(2): 442–93. <https://doi.org/10.2139/ssrn.2538354>.
- Albertazzi, Daniele, and Duncan McDonnell. 2015. *Populists in Power*. Abingdon: Routledge.
- Baltrunaite, Audinga, Piera Bello, Alessandra Casarico, and Paola Profeta. 2014. "Gender Quotas and the Quality of Politicians." *Journal of Public Economics* 118: 62–74. <https://doi.org/10.1016/j.jpubeco.2014.06.008>.
- Bauer, Michael W., and Stefan Becker. 2020. "Democratic Backsliding, Populism, and Public Administration." *Perspectives on Public Management and Governance* 3(1): 19–31. <https://doi.org/10.1093/ppmgov/gvz026>.
- Bayerlein, Michael, Vanessa A. Boese, Scott Gates, Katrin Kamin, and Syed Mansoob Murshed. 2021. "Populism and COVID-19: How Populist Governments (Mis)Handle the Pandemic." *Journal of Political Institutions and Political Economy* 2(3): 389–428. <https://doi.org/10.1561/113.00000043>.
- Berman, Sheri. 2021. "The Causes of Populism in the West." *Annual Review of Political Science* 24(1): 1–18. <https://doi.org/10.1146/annurev-polisci-041719-102503>.
- Biard, Benjamin. 2019. "The Influence of Radical Right Populist Parties on Law and Order Policy-Making." *Policy Studies* 40(1): 40–57. <https://doi.org/10.1080/01442872.2018.1533110>.
- Biard, Benjamin, Laurent Bernhard, and Hans-Georg Beta. 2019. *Do They Make a Difference? The Policy Influence of Radical Right Populist Parties in Western Europe*. Lanham: Rowman & Littlefield Publishers, Inc.
- Bolton, Alexander, John M. de Figueiredo, and David E. Lewis. 2021. "Elections, Ideology, and Turnover in the US Federal Government." *Journal of Public Administration Research and Theory* 31(2): 451–66. <https://doi.org/10.1093/jopart/maa051>.
- Bordignon, Massimo, and Tommaso Colussi. 2020. "Dancing with the Populist: New Parties, Electoral Rules and Italian Municipal Elections." IZA Discussion Papers. IZA Institute of Labour Economics. <https://www.iza.org/publications/dp/13775/dancing-with-the-populist-new-parties-electoral-rules-and-italian-municipal-elections>.
- Borgonovi, Elio, and Edoardo Ongaro. 2011. The Civil Service in Italy. In *International Handbook on Civil Service Systems*, edited by Andrew Massey. London: EE Publishing 103–24. <https://doi.org/10.4337/9781781001080.00012>.
- Bucchianeri, Peter. 2018. "Is Running Enough? Reconsidering the Conventional Wisdom about Women Candidates." *Political Behavior* 40(2): 435–66. <https://doi.org/10.1007/s11109-017-9407-7>.
- Calonico, Sebastian, Matias D. Cattaneo, Max H. Farrell, and Rocío Titiunik. 2019. "Regression Discontinuity Designs Using Covariates." *Review of Economics and Statistics* 101(3): 442–51. https://doi.org/10.1162/rest_a_00760.
- Calonico, Sebastian, Matias D. Cattaneo, and Rocío Titiunik. 2014. "Robust Nonparametric Confidence Intervals for Regression-Discontinuity Designs." *Econometrica* 82(6): 2295–326. <https://doi.org/10.3982/ecta11757>.
- Calonico, Sebastian, Matias D. Cattaneo, and Rocío Titiunik. 2015. "Rdrobust: An R Package for Robust Nonparametric Inference in Regression-Discontinuity Designs." *R Journal* 7(1): 38–51. <https://doi.org/10.32614/rj-2015-004>.
- Cameron, Charles M., and John M. de Figueiredo. 2020. "Quitting in Protest: Presidential Policymaking and Civil Service Response." *Quarterly Journal of Political Science* 15(4): 507–38. https://doi.org/10.1561/100.00018015_app.

²⁰The aggregate 2020 vote share of populist parties in Europe doubled with respect to the total share in 2010 (from approximately 15% to more than 30%; Rooduijn et al. 2019).

- Casarico, Alessandra, Salvatore Lattanzio, and Paola Profeta. 2021. 72, 102096. "Women and Local Public Finance." *European Journal of Political Economy* <https://doi.org/10.1016/J.EJPOLECO.2021.102096>.
- Cattaneo, Matias D., Nicolas Idrobo, and Rocío Titiunik. 2019. *A Practical Introduction to Regression Discontinuity Designs: Foundations*. Vol. I. Cambridge: Cambridge University Press.
- Cattaneo, Matias D., Luke Keele, and Rocío Titiunik. 2021. "Covariate Adjustment in Regression Discontinuity Designs." In *Handbook of Matching and Weighting in Causal Inference* edited by J. R. Zubizarreta, E. A. Stuart, D. S. Small, and P. R. Rosenbaum. London: Routledge. <http://arxiv.org/abs/2110.08410>.
- Decarolis, Francesco, Leonardo M. Giuffrida, Elisabetta Iossa, Vincenzo Mollisi, and Giancarlo Spagnolo. 2021. "Bureaucratic Competence and Procurement Outcomes." *The Journal of Law, Economics, and Organization* 36(3): 537–97. <https://doi.org/10.1093/jleo/ewaa004>.
- Di Cocco, Jessica, and Bernardo Monechi. 2022. "How populist are parties? measuring degrees of populism in party manifestos using supervised machine learning." *Political Analysis* 30(3): 311–327. <https://doi.org/10.1017/pan.2021.29>.
- Doherty, Kathleen M., David E. Lewis, and Scott Limbocker. 2019. "Presidential Control and Turnover in Regulatory Personnel." *Administration and Society* 51(10): 1606–30. <https://doi.org/10.1177/0095399719875458>.
- Dornbusch, Rudiger, and Sebastian Edwards. 1991. "The Macroeconomics of Populism in Latin America." In *The Macroeconomics of Populism in Latin America*, edited by Rudiger Dornbusch and Sebastian Edwards. Chicago: University of Chicago Press.
- Eichengreen, Barry. 2018. *The Populist Temptation. Economic Grievance and Political Reaction in the Modern Era*. New York: Oxford University Press.
- Fasone, Cristina. 2020. "Is There a Populist Turn in the Italian Parliament? Continuity and Discontinuity in the Non-legislative Procedures." In *Italian Populism and Constitutional Law: Strategies, Conflicts and Dilemmas*, edited by Giacomo Delle Donne, Giuseppe Martinico, Matteo Monti, and Fabio Pacini. Basingstoke: Palgrave Macmillan. https://doi.org/10.1007/978-3-030-37401-3_3.
- Fox, Justin, and Kenneth W. Shotts. 2009. "Delegates or Trustees? A Theory of Political Accountability." *Journal of Politics* 71(4): 1225–37. <https://doi.org/10.1017/S002238-1609990260>.
- Funke, Manuel, Moritz Schularick, and Christoph Trebesch. 2020. "Populist Leaders and the Economy." Reinhard Selten Institute (RSI), Bonn: University of Bonn; Cologne: University of Cologne. <http://hdl.handle.net/10419/226836>.
- Gagliarducci, Stefano, and M. Daniele Paserman. 2012. "Gender Interactions within Hierarchies: Evidence from the Political Arena." *Review of Economic Studies* 79(3): 1021–52. <https://doi.org/10.1093/restud/rdr046>.
- Galasso, Vincenzo, and Tommaso Nannicini. 2011. "Competing on Good Politicians." *American Political Science Review* 105(1): 79–99. <https://doi.org/10.1017/S000305541000-0535>.
- Gennaro, Gloria, Giampaolo Lecce, and Massimo Morelli. 2021. "Mobilization and the Strategy of Populism Theory and Evidence from the United States." CEPR Discussion Papers. CEPR. https://cepr.org/active/publications/discussion_papers/dp.php?dpno=15686.
- Guiso, Luigi, Helios Herrera, Massimo Morelli, and Tommaso Sonno. 2017. "Populism: Demand and Supply." CEPR Discussion Papers https://cepr.org/active/publications/discussion_papers/dp.php?dpno=11871#
- Guriev, Sergei, and Elias Papaioannou. 2022. "The Political Economy of Populism." *Journal of Economic Literature* 60(3): 753–832 <https://www.aeaweb.org/articles?id=10.1257/jel.20201595&&from=f>
- Hall, Andrew B. 2015. "What Happens When Extremists Win Primaries?" *American Political Science Review* 109(1): 18–42. <https://doi.org/10.1017/S0003055414000641>.
- Hawkins, Kirk A., Rosario Aguilar, Bruno Castanho Silva, Erin K. Jenne, Bojana Kocijan, and Cristóbal Rovira Kaltwasser. 2019. "Measuring Populist Discourse: The Global Populism Database." https://populism.byu.edu/App_Data/Publications/GlobalPopulismDatabasePaper.pdf.
- Höhmann, Daniel. 2017. "The Effect of Legislature Size on Public Spending: Evidence from a Regression Discontinuity Design." *Public Choice* 173(3–4): 345–67. <https://doi.org/10.1007/s11127-017-0484-2>.
- Inglehart, Ronald, and Pippa Norris. 2019. *Cultural Backlash: Trump, Brexit and Authoritarian Populism*. Cambridge, UK: Cambridge University Press.
- Kaltwasser, Cristóbal Rovira, Paul Taggart, Paulina Ochoa Espejo, and Pierre Ostiguy. 2017. *The Oxford Handbook of Populism*, edited by Cristóbal Rovira Kaltwasser, Paul A. Taggart, Paulina Ochoa Espejo, and Pierre Ostiguy. Oxford Handbooks Online. Oxford: Oxford University Press.
- Kavakli, Kerim Can. 2020. "Did Populist Leaders Respond to the COVID-19 Pandemic More Slowly? Evidence from a Global Sample." <https://kerimcan81.files.wordpress.com/2020/06/covidpop-main-2020-06-18.pdf>.
- Lewis, David E. 2011. "Presidential Appointments and Personnel." *Annual Review of Political Science* 14: 47–66. <https://doi.org/10.1146/annurev-polisci-042009-121225>.
- Magud, Nicolas, and Antonio Spilimbergo. 2021. "Economic and Institutional Consequences of Populism." Discussion Papers. CEPR. <https://ssrn.com/abstract=3795207>.
- Marshall, John. 2022. "Can Close Election Regression Discontinuity Designs Identify Effects of Winning Politician Characteristics?" https://scholar.harvard.edu/files/jmarshall/files/election_rd_paper_v3.pdf.
- Moffitt, Benjamin. 2016. *The Global Rise of Populism. Performance, Political Style, and Representation*. Stanford University Press. <https://doi.org/10.11126/stanford/97808047-96132.003.0001>.
- Morelli, Massimo, Antonio Nicolò, and Paolo Roberti. 2021. "A Commitment Theory of Populism." CESifo Working Papers. Munich: CESifo. <https://www.cesifo.org/en/publikationen/2021/working-paper/commitment-theory-populism>.
- Mudde, Cas. 2004. "The Populist Zeitgeist." *Government and Opposition* 39(4): 541–63. <https://doi.org/10.1111/j.1477-7053.2004.00135.x>.
- Mudde, Cas, and Cristóbal Rovira Kaltwasser. 2017. *Populism: A Very Short Introduction*. Oxford: Oxford University Press.

- Mudde, Cas, and Cristóbal Rovira Kaltwasser. 2018. "Studying Populism in Comparative Perspective: Reflections on the Contemporary and Future Research Agenda." *Comparative Political Studies* 51(13): 1667–93. <https://doi.org/10.1177/0010414018789490>.
- Noury, Abdul, and Gerard Roland. 2020. "Identity Politics and Populism in Europe." *Annual Review of Political Science* 23: 421–39. <https://doi.org/10.1146/annurev-polisci-050718-033542>.
- Pauwels, Teun. 2011. "Measuring Populism: A Quantitative Text Analysis of Party Literature in Belgium." *Journal of Elections, Public Opinion and Parties* 21(1): 97–119. <https://doi.org/10.1080/17457289.2011.539483>.
- Paxton, Fred. 2019. "The Populist Performance of Urban Crisis." In *Do They Make a Difference?: The Policy Influence of Radical Right Populist Parties in Western Europe*, edited by Benjamin Biard, Laurent Bernhard, and Hans-Georg Beta, 123–44. Lanham: Rowman & Littlefield Publishers, Inc.
- Peters, B. Guy, and Jon Pierre. 2020. "A Typology of Populism: Understanding the Different Forms of Populism and Their Implications." *Democratization* 27(6): 928–46. <https://doi.org/10.1080/13510347.2020.1751615>.
- Pettersson-Lidbom, Per. 2012. "Does the Size of the Legislature Affect the Size of Government? Evidence from Two Natural Experiments." *Journal of Public Economics* 96(3–4): 269–78. <https://doi.org/10.1016/j.jpubeco.2011.07.004>.
- Romarri, Alessio. 2020. "Do Far-Right Mayors Increase the Probability of Hate Crimes? Evidence From Italy." SSRN <https://doi.org/10.2139/ssrn.3506811>.
- Rooduijn, Matthijs, S. Van Kessel, Caterina Froio, Andrea L. P. Pirro, S. De Lange, Daphne Halikiopoulou, Paul Lewis, C. Mudde, and P. Taggart. 2019. "The PopuList: An Overview of Populist, Far Right, Far Left and Eurosceptic Parties in Europe." [Dataset] www.popu-list.org.
- Sanz, Carlos. 2020. "Direct Democracy and Government Size: Evidence from Spain." *Political Science Research and Methods* 8(4): 630–645 <https://doi.org/10.1017/psrm.2018.65>.
- Sasso, Greg, and Massimo Morelli. 2021. "Bureaucrats under Populism." *Journal of Public Economics* 202: 104497. <https://doi.org/10.1016/j.jpubeco.2021.104497>.
- Sen, Maya, and Omar Wasow. 2016. "Race as a Bundle of Sticks: Designs that Estimate Effects of Seemingly Immutable Characteristics." *Annual Review of Political Science* 19: 499–522. <https://doi.org/10.1146/annurev-polisci-032015-010015>.
- Spenkuch, Jorg L., Edoardo Teso, and Guo Xu. 2021. "Ideology and Performance in Public Organizations (No. w28673)." NBER Working Papers. <http://www.nber.org/papers/w28673>.
- Stommes, Drew, P. M. Aronow, and Fredrik Sävje. 2021. "On the reliability of published findings using the regression discontinuity design in political science," 1–31. <http://arxiv.org/abs/2109.14526>.
- Tricaud, Clemence. 2021. "Better Alone? Evidence on the Costs of Intermunicipal Cooperation." CEPR Discussion Papers. CEPR. <https://doi.org/10.2139/ssrn.3827613>.
- Van Kessel, Stijn. 2015. *Populist Parties in Europe: Agents of Discontent?* New York: Palgrave Macmillan. <https://doi.org/10.1057/9781137414113>.
- Weyland, Kurt. 2001. "Clarifying a Contested Concept: Populism in the Study of Latin American Politics." *Comparative Politics* 34(1): 1–22. <https://doi.org/10.2307/422412>.
- Weyland, Kurt. 2017. "Populism: A Political-Strategic Approach." In *The Oxford Handbook of Populism*, edited by Cristóbal Rovira Kaltwasser, Paul Taggart, Paulina Ochoa Espejo, and Pierre Ostiguy. Oxford: Oxford University Press. <https://doi.org/10.1093/oxfordhb/9780198803560.013.2>.

Supporting Information

Additional supporting information may be found online in the Supporting Information section at the end of the article.

Appendix A: Populist Parties in Italy

Appendix B: Datasets

Appendix C: Treatment and Control Group

Appendix D: Validity of RDD

Appendix E: Robustness Tests

Appendix F: Additional Evidence on the Mechanism