



## King's Research Portal

DOI:

[10.1109/ACCESS.2017.2677504](https://doi.org/10.1109/ACCESS.2017.2677504)

*Document Version*

Publisher's PDF, also known as Version of record

[Link to publication record in King's Research Portal](#)

*Citation for published version (APA):*

Yue, X., Liu, Y., Kang, S., & Nallanathan, A. (2017). Performance Analysis of NOMA with Fixed Gain Relaying over Nakagami-m Fading Channels. *IEEE Access*, 5, 5445-5454. Article 7870605. <https://doi.org/10.1109/ACCESS.2017.2677504>

### **Citing this paper**

Please note that where the full-text provided on King's Research Portal is the Author Accepted Manuscript or Post-Print version this may differ from the final Published version. If citing, it is advised that you check and use the publisher's definitive version for pagination, volume/issue, and date of publication details. And where the final published version is provided on the Research Portal, if citing you are again advised to check the publisher's website for any subsequent corrections.

### **General rights**

Copyright and moral rights for the publications made accessible in the Research Portal are retained by the authors and/or other copyright owners and it is a condition of accessing publications that users recognize and abide by the legal requirements associated with these rights.

- Users may download and print one copy of any publication from the Research Portal for the purpose of private study or research.
- You may not further distribute the material or use it for any profit-making activity or commercial gain
- You may freely distribute the URL identifying the publication in the Research Portal

### **Take down policy**

If you believe that this document breaches copyright please contact [librarypure@kcl.ac.uk](mailto:librarypure@kcl.ac.uk) providing details, and we will remove access to the work immediately and investigate your claim.

Received February 6, 2017, accepted February 23, 2017, date of publication March 3, 2017, date of current version May 17, 2017.

Digital Object Identifier 10.1109/ACCESS.2017.2677504

# Performance Analysis of NOMA With Fixed Gain Relaying Over Nakagami- $m$ Fading Channels

XINWEI YUE<sup>1</sup>, (Student Member, IEEE), YUANWEI LIU<sup>2</sup>, (Member, IEEE), SHAOLI KANG<sup>3</sup>, AND ARUMUGAM NALLANATHAN<sup>2</sup>, (Fellow, IEEE)

<sup>1</sup>School of Electronic and Information Engineering, Beihang University, Beijing 100191, China

<sup>2</sup>King's College London, London WC2R, 2LS, U.K.

<sup>3</sup>State Key Laboratory of Wireless Mobile Communications, China Academy of Telecommunication Technology, Beijing 100094, China, and also with School of Electronic and Information Engineering, Beihang University, Beijing 100191, China

Corresponding author: Xinwei Yue (xinwei\_yue@buaa.edu.cn)

This work was supported by the National High Technology Research and Development Program of China (863 Program) under Grant 2015AA01A709.

**ABSTRACT** This paper studies the application of cooperative techniques for non-orthogonal multiple access (NOMA). More particularly, the fixed gain amplify-and-forward (AF) relaying with NOMA is investigated over Nakagami- $m$  fading channels. Two scenarios are considered insightfully: 1) the first scenario is that the base station (BS) intends to communicate with multiple users through the assistance of AF relaying, where the direct links are existent between the BS and users and 2) the second scenario is that the AF relaying is inexistent between the BS and users. To characterize the performance of the considered scenarios, new closed-form expressions for both exact and asymptotic outage probabilities are derived. Based on the analytical results, the diversity orders achieved by the users are obtained. For the first and second scenarios, the diversity order for the  $n$ th user are  $\mu(n + 1)$  and  $\mu n$ , respectively. Simulation results unveil that NOMA is capable of outperforming orthogonal multiple access (OMA) in terms of outage probability and system throughput. It is also worth noting that NOMA can provide better fairness compared with conventional OMA. By comparing the two scenarios, cooperative NOMA scenario can provide better outage performance relative to the second scenario.

**INDEX TERMS** Non-orthogonal multiple access, amplify-and-forward relaying, Nakagami- $m$  fading channels, diversity order.

## I. INTRODUCTION

Non-orthogonal multiple access (NOMA) has received considerable attention as the promising technique for future wireless networks due to its superior spectral efficiency and massive connectivity [1], [2]. The pivotal feature of NOMA is that signals from the plurality of users can share and multiplex the same radio resources with different power factors based on their channel conditions. At the receiving end, the user with poor channel conditions regards other user's messages as interference when it decodes its own message. However, the user with better channel conditions is capable of getting rid of another users' messages by applying successive interference cancellation (SIC) before decoding its own information [3].

Some initial research contributions in the field of NOMA have been made by researchers [4]–[8]. More specifically, in [4], Ding *et al.* summarized the emerging technologies from NOMA combination with multiple-input

multiple-output (MIMO) to cooperative NOMA and cognitive radio (CR) NOMA, etc. In the cellular down link scenario, the outage behavior of NOMA with randomly deployed users was investigated using bounded path loss model in [5]. Yang *et al.* [6] derived the outage probability under two different kinds of channel state information (CSI). The influence of user pairing with the fixed power allocation for NOMA system over Rayleigh fading channels was analyzed in [7]. Furthermore, the performance of NOMA in large-scale underlay CR was evaluated in terms of outage probability by using stochastic-geometry [8]. To evaluate the performance of uplink NOMA, the outage probability of more efficient NOMA schemes with power control has been derived in [9]. Tabassum *et al.* [10] investigated the multi-cell uplink NOMA transmission scenarios using Poisson cluster process, in which the rate coverage probability for the NOMA user was derived on the conditions of the different SIC schemes.

Wireless relaying technology, which has given rise to the extensive attention, is an effective way to combat the deleterious effects of fading. The outage performance of the amplify-and-forward (AF) and decode-and-forward (DF) relaying schemes were investigated in [11]. Recently, several contributions in term of NOMA with relaying have been researched [12]–[16], which can improve the spectrum efficiency and transmit reliability of wireless network. Cooperative NOMA scheme was first proposed in which users with better channel conditions are delegated as relaying nodes [12]. As such, the communication reliability for the users far away from the base station are enhanced. The coordinated two-point system with superposition coding (SC) was investigated in the down link communication [13]. In order to improve energy efficiency, the authors have considered the simultaneous wireless information and power transfer (SWIPT) to NOMA [14], in which stochastic geometry has been utilized to model the positions of users and the near user is regarded as a energy harvesting DF relay to help far user. The outage probability and achievable average rate of NOMA with DF relaying were analyzed over Rayleigh fading channels [15]. The author in [16] proposed relay-aided multiple access (RASA), in which the near user exploiting the two way relaying protocol to help far user. Additionally, for solving the potential time slot wasted brought by half-duplex relaying protocol, the outage performance of full-duplex device-to-device based cooperative NOMA was researched in [17].

**A. MOTIVATION AND CONTRIBUTIONS**

While the aforementioned literature laid a solid foundation for the role of NOMA in Rayleigh fading, the impact of cooperative NOMA in Nakagami- $m$  fading has not been well understood. Based on the different parameter settings, Nakagami- $m$  fading channel can be reduce to multiple types of channel. For instance, the Gaussian channel ( $\mu = \frac{1}{2}$ ) and Rayleigh fading channel ( $\mu = 1$ ) are the special cases of its. Lv et al. [18] investigated the spectrum-sharing CR network based cooperative NOMA over Nakagami- $m$  fading channels. The outage performance of NOMA with channel sorted referring the variable gain AF relaying have been researched in [19], but the impact of NOMA in terms of the direct link transmission in Nakagami- $m$  fading was not considered. Therefore, the prior work in [19] motivates us to develop this research contribution.

To the best of our knowledge, the performance of NOMA with sorted channel referring to the BS with fixed gain AF relaying over Nakagami- $m$  fading channels is not researched yet. Additionally, as stated in [5], the author did not investigate the outage performance of downlink NOMA system over Nakagami- $m$  fading channels. Motivated by these, we address two NOMA transmission scenarios in this paper: 1) The first scenario is that the BS intends to communicate with multiple users through the assistance of AF relaying, where the direct links are existent between the BS and users; and 2) AF relaying is not existent between the BS and users. The primary contributions of this paper are summarised as follows:

- 1) We first derive the closed-form expressions of outage probability for the sorted NOMA users. To obtain more insights, we further derive the asymptotic outage probability of the users and obtain the corresponding diversity orders. We demonstrate that NOMA is capable of outperforming OMA in terms of outage probability over Nakagami- $m$  fading channels. We observe that when several users' QoS are met at the same time, NOMA can offer better fairness.
- 2) Additionally, we analyze the delay-limited transmission throughput for both scenarios based on the analytical results. It is worth noting that NOMA can achieve larger throughput with regard to conventional MA in more general channels.

**B. ORGANIZATION**

The rest of this paper is organized as follows. Section II describes the system model for studying NOMA with the fixed gain AF relaying over Nakagami- $m$  fading channels. In Section III, the exact and asymptomatic expressions of outage probability for the users are derived in two scenarios. Numerical results are presented in Section IV for verifying our analysis, and are followed by our conclusion in Section V.

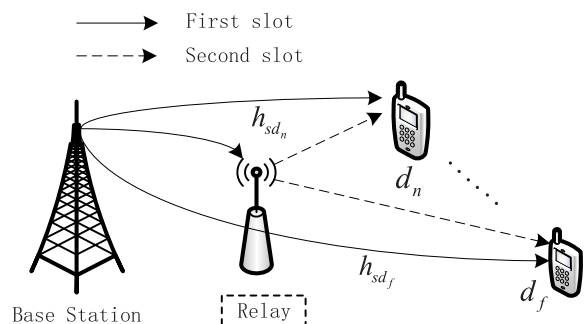


FIGURE 1. System model.

**II. SYSTEM MODEL**

This paper considers two insightful scenarios which are the downlink single cell cooperative communication scenario with a fixed gain AF relaying and non-cooperative communication scenario, respectively. For the sake of simplicity, the BS, a AF relaying node and two paired users which include near user  $d_n$  and far user  $d_f$  are presented as shown in Fig. 1, where the relaying node can be existent or inexistent. All the nodes are equipped with single antenna. The complex channel gain between the BS and users, between the BS and AF relaying node, and between the AF relaying node and users are denoted as  $h_{sd}$ ,  $h_{sr}$  and  $h_{rd}$ , respectively. Without loss of generality, the channel gains of  $M$  users are sorted as  $|h_{sd_1}|^2 \leq |h_{sd_2}|^2 \leq \dots \leq |h_{sd_M}|^2$ .<sup>1</sup> All the complex

<sup>1</sup>In this paper, we only focus our attention on investigating a sorted pair of users in which user 1 and user 2 can be selected or user 1 and user 3 are selected for performing NOMA jointly in the first scenario.

channel gains are modeled as independent and identically distribution (i.i.d) random variables RVs  $x$  which is subject to Nakagami- $m$  distribution [20]. The transmission powers for the BS and the AF relaying node are assumed to be equal, i.e., ( $P_s = P_r = P$ ). The energy of the transmitted signal is normalized to one. Meanwhile, the additive white Gaussian noise (AWGN) terms of all the links have zero mean and variance  $N_0$ .

### A. THE FIRST SCENARIO

For the first scenario, the whole communication processes are completed in two slots. During the first slot, the BS transmits superposed signal  $\sqrt{a_n P_s} x_n + \sqrt{a_f P_s} x_f$  to the relaying node,  $d_n$  and  $d_f$  according to the NOMA scheme [5].  $a_n$  and  $a_f$  are the power allocation coefficients for  $d_n$  and  $d_f$ , where  $a_n + a_f = 1$ ,  $a_f > a_n$ .  $x_n$  and  $x_f$  are the signal for  $d_n$  and  $d_f$ , respectively. By stipulating this assumption, SIC can be invoked by  $d_n$  for first detecting  $d_f$  having a larger transmit power, which has less inference signal. Accordingly, the signal of  $d_f$  is detected from original superposed signal. The observation at the relaying node,  $d_n$  and  $d_f$  are given by

$$y_r = h_{sr} \left( \sqrt{a_n P_s} x_n + \sqrt{a_f P_s} x_f \right) + n_{sr}, \quad (1)$$

$$y_{d_n} = h_{sd_n} \left( \sqrt{a_n P_s} x_n + \sqrt{a_f P_s} x_f \right) + n_{sd_n}, \quad (2)$$

$$y_{d_f} = h_{sd_f} \left( \sqrt{a_n P_s} x_n + \sqrt{a_f P_s} x_f \right) + n_{sd_f}, \quad (3)$$

where  $n_{sr}$ ,  $n_{sd_n}$  and  $n_{sd_f}$  are AWGN at the relaying node,  $d_n$  and  $d_f$ , respectively. The received signal to interference and noise ratio (SINR) for  $d_f$  to detect  $x_n$  is given by

$$\gamma_{sd_f} = \frac{|h_{sd_f}|^2 a_f \rho}{|h_{sd_f}|^2 a_n \rho + 1}, \quad (4)$$

where  $\rho = \frac{P_s}{N_0}$  is transmit signal to noise radio (SNR). SIC is first performed for  $d_n$  by detecting and decoding the  $d_f$ ' information. Then, the received SINR at  $d_n$  is given by

$$\gamma_{sd_f \rightarrow n} = \frac{|h_{sd_n}|^2 a_f \rho}{|h_{sd_n}|^2 a_n \rho + 1}. \quad (5)$$

After the far user message is decoded,  $d_n$  can decode its own information with the following SINR

$$\gamma_{sd_n} = |h_{sd_n}|^2 a_n \rho. \quad (6)$$

During the second slot, the relaying node amplifies the received signal and forwards to  $d_n$  and  $d_f$  using the fixed gain factor  $\kappa = \sqrt{\frac{P_r}{P_s \mathbb{E}(|h_{sr}|^2) + N_0}}$ , where  $\mathbb{E}\{\cdot\}$  denotes expectation operation. The signals received at  $d_n$  and  $d_f$  is expressed as

$$y_{rd_n} = \kappa h_{rd_n} h_{sr} \left( \sqrt{a_n P_s} x_n + \sqrt{a_f P_s} x_f \right) + \kappa h_{rd_n} n_{sr} + n_{rd_n} \quad (7)$$

and

$$y_{rd_f} = \kappa h_{rd_f} h_{sr} \left( \sqrt{a_n P_s} x_n + \sqrt{a_f P_s} x_f \right) + \kappa h_{rd_f} n_{sr} + n_{rd_f} \quad (8)$$

respectively, where  $n_{rd_n}$  and  $n_{rd_n}$  denote the AWGN at  $d_n$  and  $d_f$ , respectively. The received SINR for  $d_f$  to detect  $x_f$  is given by

$$\gamma_{rd_f} = \frac{|h_{sr}|^2 |h_{rd_f}|^2 a_f \rho}{|h_{sr}|^2 |h_{rd_f}|^2 a_n \rho + |h_{rd_f}|^2 + C}, \quad (9)$$

where  $C \triangleq 1/\kappa^2$ .  $d_n$  first detect  $d_f$ 's information with the received SINR given by

$$\gamma_{rd_f \rightarrow n} = \frac{|h_{sr}|^2 |h_{rd_n}|^2 a_f \rho}{|h_{sr}|^2 |h_{rd_n}|^2 a_n \rho + |h_{rd_n}|^2 + C}, \quad (10)$$

and then after SIC operations, the receiving SINR for  $d_n$  is given by

$$\gamma_{rd_n} = \frac{|h_{sr}|^2 |h_{rd_n}|^2 a_n \rho}{|h_{rd_n}|^2 + C}. \quad (11)$$

### B. THE SECOND SCENARIO

On the basis of the above scenario, another scenario considered in this paper is that the AF relaying node is assumed to be absent with randomly user deployment.

For the second scenario, the BS transmits the superposed signals to all the users based on the NOMA scheme. Therefore, the signal received at the  $m$ -th user is written as

$$y_m = h_m \sum_{j=1}^M \sqrt{a_j P_s} x_j + n_m, \quad (12)$$

where  $h_m$  denotes the Nakagami- $m$  fading channel gain from the BS to the  $m$ -th user.  $a_j$  is the power allocation coefficient for the  $j$ -th user with  $\sum_{j=1}^M a_j = 1$ , while it satisfies the relationship for  $a_1 \geq a_2 \geq \dots \geq a_M$ .  $x_j$  denotes the signal for the  $j$ -th user and  $n_m$  is AWGN at the  $m$ -th user. Thus, SIC is employed at the  $m$ -th user and the receiving SINR for the  $m$ -th user to detect the  $i$ -th user ( $1 \leq i \leq m \leq M$ ) is given by

$$\gamma_{i \rightarrow m} = \frac{|h_m|^2 a_i \rho}{\rho |h_m|^2 \sum_{j=i+1}^M a_j + 1}. \quad (13)$$

After  $M-1$  users can be detected successfully, the received SINR for the  $M$ -th user is given by

$$\gamma_M = |h_M|^2 a_M \rho. \quad (14)$$

## III. PERFORMANCE EVALUATION

In this section, the performance of two scenarios are characterized in terms of outage probability as follows.

### A. OUTAGE PROBABILITY

It is significant to examine the outage probability when the user quality of service (QoS) requirements can be satisfied in the communication system just as in [6]. The outage probability of the users over Nakagami- $m$  fading channels is analyzed for two different scenarios.

From the above explanations, the probability density function (PDF) for  $x = |h|$  is expressed as

$$f(x) = \frac{2\mu^\mu}{\Gamma(\mu)\omega_0^\mu} x^{2\mu-1} e^{-\frac{\mu x^2}{\omega_0}}, \quad x > 0 \quad (15)$$

where  $\Gamma(\cdot)$  is the Gamma function,  $\mu$  and  $\omega_0$  denote the parameters of the multipath fading and the control spread, respectively. Therefore,  $\lambda = x^2$  is subject to the Gamma distribution. The PDF and cumulative distribution function (CDF) of  $\lambda$  is expressed as [21]

$$f(\lambda) = \frac{\mu^\mu \lambda^{\mu-1}}{\omega_0^\mu \Gamma(\mu)} e^{-\frac{\mu\lambda}{\omega_0}}, \quad \lambda \geq 0 \quad (16)$$

and

$$F(\lambda) = 1 - e^{-\frac{\mu\lambda}{\omega_0}} \sum_{k=0}^{\mu-1} \frac{1}{k!} \left(\frac{\mu\lambda}{\omega_0}\right)^k, \quad \lambda \geq 0 \quad (17)$$

respectively, where  $\omega_0 = \mathbb{E}[\lambda^2]$  is the average power.

With the aid of order statistics [22] and binomial theorem, the PDF and CDF of the  $m$ th users channel gain  $|h_m|^2$  can be expressed as

$$f_{|h_m|^2}(x) = \frac{M!}{(m-1)!(M-m)!} f_{|h|^2}(x) \times (F_{|h|^2}(x))^{m-1} (1 - F_{|h|^2}(x))^{M-m}, \quad (18)$$

and

$$F_{|h_m|^2}(x) = \frac{M!}{(m-1)!(M-m)!} \sum_{i=0}^{M-m} \binom{M-m}{i} \times \frac{(-1)^i}{m+i} (F_{|h|^2}(x))^{m+i}, \quad (19)$$

respectively, where  $|h|^2$  is the unsorted channel gain between the BS and an arbitrary user.

### 1) OUTAGE PROBABILITY FOR THE FIRST SCENARIO

In this scenario, the users combine with the observations from the BS and the relaying node by using selection combining at the last slot. Therefore, an outage event for  $d_f$  can be interpreted as two reasons, i.e., it cannot detect its own message at both slots. Based on the above explanation, the outage probability of  $d_f$  is given by

$$P_{d_f} = P_r(\gamma_{sd_f} < \gamma_{th_f}) P_r(\gamma_{rd_f} < \gamma_{th_f}), \quad (20)$$

where  $\gamma_{th_f} = 2^{2R_f} - 1$  with  $R_f$  being the target rate at  $d_f$ .

The following theorem provides the outage probability of  $d_f$  in the this scenario.

*Theorem 1: The closed-form expression for the outage probability of the investigated  $d_f$  is expressed as*

$$P_{d_f} = \sum_{i=0}^{M-f} \binom{M-f}{i} \frac{\varphi_f}{f+i} \sum_{q=0}^{f+i} \binom{f+i}{q} (-1)^{q+i} \chi_f \times \sum_{p_0+\dots+p_{\mu-1}=q} \binom{q}{p_0, \dots, p_{\mu-1}} \prod_{k=0}^{\mu-1} \left(\frac{\psi_f^k}{k!}\right)^{pk}$$

$$\times \left\{ 1 - \frac{2\mu^\mu e^{-\frac{\mu\varepsilon}{\omega_{sr}}}}{\omega_{sr}^\mu \Gamma(\mu)} \sum_{k=0}^{\mu-1} \frac{(\varepsilon C)^k}{k!} \left(\frac{\mu}{\omega_{rd_f}}\right)^k \sum_{i=0}^{\mu-1} \binom{\mu-1}{i} \times \varepsilon^{\mu-i-1} \left(\frac{\varepsilon C \omega_{sr}}{\omega_{rd_f}}\right)^{\frac{i-k+1}{2}} K_{i-k+1} \left(2\mu \sqrt{\frac{\varepsilon C}{\omega_{sr} \omega_{rd_f}}}\right) \right\}, \quad (21)$$

where  $\varepsilon \triangleq \frac{\gamma_{th_f}}{\rho(a_f - a_n \gamma_{th_f})}$  with  $a_f > a_n \gamma_{th_f}$ .  $M$  denotes the number of users in the considered scenario,  $\varphi_f = \frac{M!}{(f-1)!(M-f)!}$ ,  $\chi_f = e^{-q\psi_f}$ ,  $\psi_f = \frac{\mu\varepsilon}{\omega_{sd_f}}$ ,  $\binom{q}{p_0, \dots, p_{\mu-1}} = \frac{q!}{p_0! p_1! \dots p_{\mu-1}!}$ .  $f$  denotes the  $f$ -th user (far user).  $\omega_{sr}$  and  $\omega_{rd_f}$  denote the average power for the links between the BS and the relaying node, and between the relaying node and  $d_f$ , respectively.  $K_\nu(\cdot)$  is the modified Bessel function of the second kind with order  $\nu$ .

*Proof:* See Appendix A. ■

According to NOMA scheme, the outage would not occur for  $d_n$  in two situations where  $d_n$  can detect  $d_f$ 's information and also can detect its own information during the two slots. Furthermore, the outage probability of  $d_n$  is given by

$$P_{d_n} = [1 - P_r(\gamma_{sd_{f \rightarrow n}} > \gamma_{th_f}, \gamma_{sd_n} > \gamma_{th_n})] \times [1 - P_r(\gamma_{rd_{f \rightarrow n}} > \gamma_{th_f}, \gamma_{rd_n} > \gamma_{th_n})], \quad (22)$$

where  $\gamma_{th_n} = 2^{2R_n} - 1$  with  $R_n$  being the target rate at  $d_n$ .

The following theorem provides the outage probability of  $d_n$  in this scenario.

*Theorem 2: The closed-form expression for the outage probability of the investigated  $d_n$  is expressed as*

$$P_{d_n} = \sum_{i=0}^{M-n} \binom{m-n}{i} \frac{\varphi_n}{n+i} \sum_{q=0}^{n+i} \binom{n+i}{q} (-1)^{q+i} \chi_n \times \sum_{p_0+\dots+p_{\mu-1}=q} \binom{q}{p_0, \dots, p_{\mu-1}} \prod_{k=0}^{\mu-1} \left(\frac{\psi_n^k}{k!}\right)^{pk} \times \left\{ 1 - \frac{2\mu^\mu e^{-\frac{\mu\Omega}{\omega_{sr}}}}{\omega_{sr}^\mu \Gamma(\mu)} \sum_{k=0}^{\mu-1} \frac{(\Omega C)^k}{k!} \left(\frac{\mu}{\omega_{rd_n}}\right)^k \sum_{i=0}^{\mu-1} \binom{\mu-1}{i} \times \varepsilon^{\mu-i-1} \left(\frac{\Omega C \omega_{sr}}{\omega_{rd_n}}\right)^{\frac{i-k+1}{2}} K_{i-k+1} \left(2\mu \sqrt{\frac{\Omega C}{\omega_{sr} \omega_{rd_n}}}\right) \right\}, \quad (23)$$

where  $\beta \triangleq \frac{\gamma_{th_n}}{a_n \rho}$ ,  $\Omega \triangleq \max(\varepsilon, \beta)$ ,  $\varphi_n = \frac{M!}{(n-1)!(M-n)!}$ ,  $\chi_n = e^{-q\psi_n}$ ,  $\psi_n = \frac{\mu\Omega}{\omega_{sd_n}}$ ,  $\omega_{rd_n}$  denotes the average power of the link between the relaying and  $d_n$ .  $n$  denotes the  $n$ -th user (near user).

*Proof:* See Appendix B. ■

### 2) OUTAGE PROBABILITY FOR THE SECOND SCENARIO

In this scenario, the SIC is carried out at the  $m$ -th user by detecting and canceling the  $i$ -th users information ( $i \leq m$ )



before it detects and decodes its own signals in terms of NOMA protocol. If the  $m$ -th user cannot detect the discretionary  $i$ -th users information, outage occurs. Therefore, after some manipulations such as in [6], the outage probability of  $m$ -th user can be expressed as follows:

$$P_m = P_r \left( |h_m|^2 < \varphi_m^* \right), \quad (24)$$

where  $\varphi_m^* = \max \{ \varphi_1, \varphi_2, \dots, \varphi_m \}$ ,  $\varphi_i = \frac{\gamma_{th_i}}{\rho(a_i - \gamma_{th_i} \sum_{j=i+1}^M a_j)}$  for

$i < M$ ,  $\varphi_M = \frac{\gamma_{th_M}}{\rho a_M}$ ,  $\gamma_{th_i} = 2^{R_i} - 1$  with  $R_i$  being the target rate at  $i$ th user. Note that (24) is obtained under the condition of  $a_i > \gamma_{th_i} \sum_{j=i+1}^M a_j$ .

Substituting (17) into (19), the outage probability of the  $m$ -th user over Nakagami- $m$  fading channels can be given by

$$P_m = \frac{M!}{(m-1)!(M-m)!} \sum_{i=0}^{M-m} \binom{M-m}{i} \frac{(-1)^i}{m+i} \times \sum_{q=0}^{m+i} \binom{m+i}{q} (-1)^q e^{-\frac{\mu \varphi_m^* q}{\omega_j}} \times \sum_{p_0+\dots+p_{\mu-1}=q} \binom{q}{p_0, \dots, p_{\mu-1}} \prod_{k=0}^{\mu-1} \left( \frac{\psi_m^k}{k!} \right)^{p_k}, \quad (25)$$

where  $\psi_m = \frac{\mu \varphi_m^*}{\omega_j}$ .  $\omega_j$  is the average power of the link between the BS and the  $j$ -th user.

### B. DIVERSITY ANALYSIS

In this section, to gain more insights, the diversity order achieved by the users for two scenarios can be obtained based on the above analytical results. The diversity order is defined as

$$d = - \lim_{\rho \rightarrow \infty} \frac{\log(P(\rho))}{\log \rho}. \quad (26)$$

When  $\varepsilon \rightarrow 0$ , the approximate expressions of CDF for the unsorted channel gain  $|h|^2$  and the  $f$ -th user's sorted channel gain  $|h_f|^2$  are given by [19]

$$F_{|h|^2}(\varepsilon) \approx \left( \frac{\mu \varepsilon}{\omega_{sr}} \right)^\mu \left( \frac{1}{\mu!} \right), \quad (27)$$

and

$$F_{|h_f|^2}(\varepsilon) \approx \frac{M!}{(M-f)!f!} \left( \frac{\mu \varepsilon}{\omega_0} \right)^{\mu f} \left( \frac{1}{\mu!} \right)^f, \quad (28)$$

respectively.

Define the two probabilities at the right hand side of (20) by  $\Theta_1$  and  $\Theta_2$  respectively. Based on (28), a high SNR approximation ( $\varepsilon \rightarrow 0$ ) of  $\Theta_1$  is given by

$$\Theta_1 \approx \frac{M!}{(M-f)!f!} \left( \frac{\mu \varepsilon}{\omega_{sd_f}} \right)^{\mu f} \left( \frac{1}{\mu!} \right)^f \propto \frac{1}{\rho^{\mu f}}, \quad (29)$$

where  $\propto$  represents "be proportional to".

$\Theta_2$  can be rewritten as follows:

$$\Theta_2 = P_r \left( |h_{sr}|^2 < \varepsilon \right) + \int_\varepsilon^\infty f_{|h_{sr}|^2}(y) F_{|h_{rd_f}|^2} \left( \frac{\varepsilon C}{y - \varepsilon} \right) dy. \quad (30)$$

With the aid of (27) and (28), the approximation expression of  $\Theta_2$  at high SNR is given by

$$\Theta_2 \approx \left( \frac{\mu \varepsilon}{\omega_{sr}} \right)^\mu \left( \frac{1}{\mu!} \right) + \left( \frac{\mu \varepsilon C}{\omega_{sd_f}} \right)^\mu \frac{\mu^\mu \delta}{\Gamma(\mu) \omega_{sr}^\mu \mu!} \propto \frac{1}{\rho^\mu}, \quad (31)$$

where  $\delta = \int_0^\infty x^{-1} e^{-\frac{\mu x}{\omega_{sr}}} dx$ .

Substitute (29) and (31) into (20), the asymptotic outage probability for  $d_f$  can be expression as

$$P_{d_f}^\infty = \frac{M!}{(M-f)!f!} \left( \frac{\mu \varepsilon}{\omega_{sd_f}} \right)^{\mu f} \left( \frac{1}{\mu!} \right)^f \times \left[ \left( \frac{\mu \varepsilon}{\omega_{sr}} \right)^\mu \left( \frac{1}{\mu!} \right) + \left( \frac{\mu \varepsilon C}{\omega_{sd_f}} \right)^\mu \frac{\mu^\mu \delta}{\Gamma(\mu) \omega_{sr}^\mu \mu!} \right]. \quad (32)$$

*Remark 1:* Upon substituting (32) into (26), the diversity order achieved for  $d_f$  is  $\mu(f+1)$  in the first scenario.

Similar to (32), the asymptotic outage probability for  $d_n$  can be expression as

$$P_{d_n}^\infty = \frac{M!}{(M-n)!n!} \left( \frac{\mu \Omega}{\omega_{sd_n}} \right)^{\mu n} \left( \frac{1}{\mu!} \right)^n \times \left[ \left( \frac{\mu \Omega}{\omega_{sr}} \right)^\mu \left( \frac{1}{\mu!} \right) + \left( \frac{\mu \Omega C}{\omega_{sd_f}} \right)^\mu \frac{\mu^\mu \delta}{\Gamma(\mu) \omega_{sr}^\mu \mu!} \right]. \quad (33)$$

*Remark 2:* Upon substituting (33) into (26), the diversity order achieved for  $d_n$  is  $\mu(n+1)$  in the first scenario.

**Remark 1** and **Remark 2** provide insightful guidelines for exploiting the direct link between the BS and users over more general fading channels. The diversity order of the user is relevant to the parameter  $\mu$ .

In the second scenario, Substituting (28) into (24), the asymptotic outage probability for the  $m$ -th can be expression as

$$P_m^\infty = \frac{M!}{(M-m)!m!} \left( \frac{\mu \varphi_m^*}{\omega_{sd_m}} \right)^{\mu m} \left( \frac{1}{\mu!} \right)^m \propto \frac{1}{\rho^{\mu m}}. \quad (34)$$

*Remark 3:* Similar to the first scenario, Upon substituting (34) into (26), the diversity order achieved by the  $m$ -th user is  $\mu m$  in the second scenario.

### C. THROUGHPUT ANALYSIS

In this section, the delay-limited transmission mode is considered for two scenarios over Nakagami- $m$  fading channels. The BS sends information at a constant rate and the system throughput is subjective to the effect of outage probability. It is important to investigate the system throughput in the delay-limited mode for practical implementations. Therefore, the system throughput in the first scenario is expressed as

$$R_{fir} = (1 - P_{d_f}) R_f + (1 - P_{d_n}) R_n, \quad (35)$$

where  $P_{d_f}$  and  $P_{d_n}$  can be obtained from (20) and (23), respectively.

Additionally, based on the analytical results for the outage probability in the second scenario, the system throughput with the constant rates is expressed as

$$R_{\text{sec}} = \sum_{i=1}^M (1 - P_i) R_i, \quad (36)$$

where  $P_i$  can be obtained from (24).

#### IV. NUMERICAL RESULTS

In this section, the numerical results are provided to verify the validity of the derived theoretical expressions for two scenarios over Nakagami- $m$  fading channels. Without loss of the generality, the conventional orthogonal multiple access (OMA) is intended as the benchmark for comparison, where the better user is scheduled. The target rate  $R_0$  for the orthogonal user is equal to  $\sum_{i=1}^M R_i$  bit per channel user (BPCU).

##### A. THE FIRST SCENARIO

In the first scenario, the distance between the BS and users is normalised to unity. Let  $d_{sr}$  denotes the distance between the BS and fixed gain relaying. The average power  $\omega_{sr} = \frac{1}{d_{sr}^\alpha}$  and  $\omega_{rd} = \frac{1}{(1-d_{sr})^\alpha}$  can be attained, where  $\alpha$  is pathloss exponent setting to be  $\alpha = 2$ . The power allocation coefficients are  $a_f = 0.8$ ,  $a_n = 0.2$  for  $M = 5$ . The target rate for the near user  $d_n$  and far user  $d_f$  are assumed to be  $R_n = 1.5$  and  $R_f = 1$  BPCU, respectively. The fixed gain for AF relaying is assumed to be  $\kappa = 0.9$ .

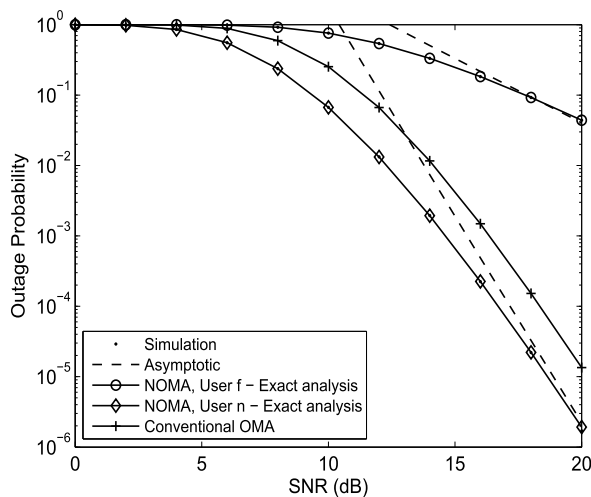


FIGURE 2. Outage probability for the first scenario versus SNR with  $f = 1$ ,  $n = 5$  and  $\mu = 1$ .

Fig. 2 plots the outage probability of two users versus SNR with  $\mu = 1$ . The exact outage probability curves of two users for NOMA over Nakagami- $m$  fading channels are given by numerical simulation and perfectly match with the theoretical results derived in (21) and (23), respectively. The asymptotic

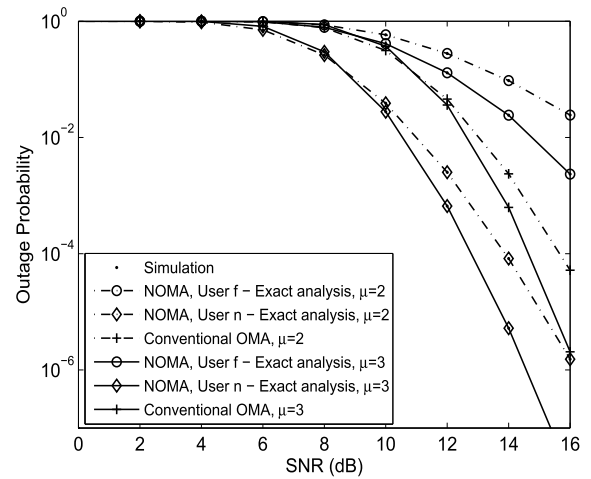


FIGURE 3. Outage probability for the first scenario versus SNR with  $f = 1$ ,  $n = 5$ ,  $\mu = 2$  and  $\mu = 3$ .

outage probability curves of two users are plotted according to (32) and (33), respectively. Obviously, the asymptotic curves well approximate the exact curves in the high SNR. We can observe that NOMA is capable of outperforming OMA in terms of outage probability. Additionally, Fig. 3 plots the theoretical results of outage probability versus SNR with  $\mu = 2$  and  $\mu = 3$ . It is observed that the considered cooperative NOMA system has lower outage probability with the parameter  $\mu$  increasing. This phenomenon can be explained is that the high SNR slope for outage probability is becoming more larger.

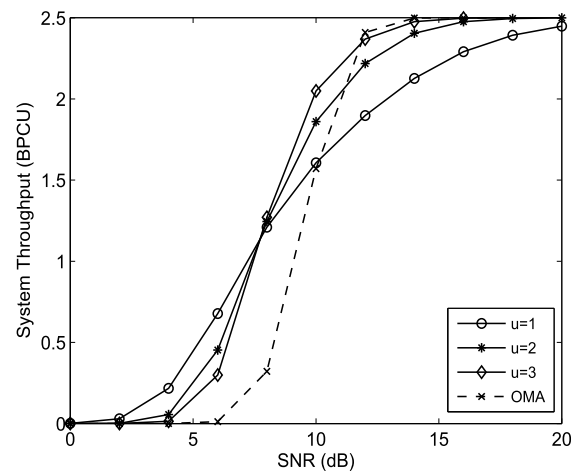


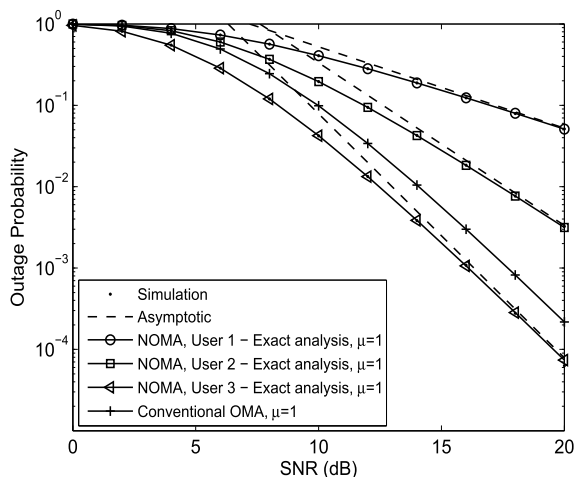
FIGURE 4. System throughput in delay-limited transmission mode versus SNR with  $\mu = 1, 2$  and  $3$  for the first scenario.

Fig. 4 plots the system throughput versus SNR in delay-limited transmission mode for the first scenario. The solid curves represent throughput with different values of  $\mu$  which is obtained from (35). The dashed curves represent throughput of conventional OMA. As can be observed from the figure, the higher system throughput can be achieved with increasing the values of  $\mu$  at the high SNR. This phenomenon

can be explained as that this scenario has the lower outage probability on the condition of the larger values of  $\mu$ . It is worth noting that NOMA achieve larger system throughput compared to conventional OMA.

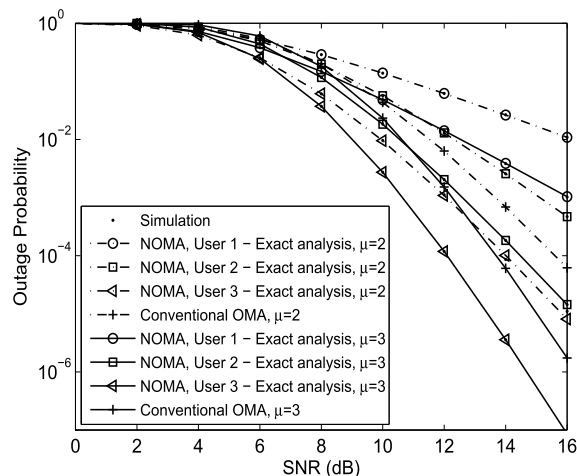
**B. THE SECOND SCENARIO**

In the second scenario, we assume that there are three users considered setting to be  $M = 3$ . The average powers between the BS and three users are  $\omega_1 = 0.3$ ,  $\omega_2 = 1.5$  and  $\omega_3 = 5$ , respectively. The power allocation coefficients are  $a_1 = 0.5$ ,  $a_2 = 0.4$  and  $a_3 = 0.1$ . The target rate for each user is assumed to be  $R_1 = 0.2$ ,  $R_2 = 1$ ,  $R_3 = 2$  BPCU, respectively. Similarly, the fixed gain for the AF relaying is also assumed to be  $\kappa = 0.9$ .

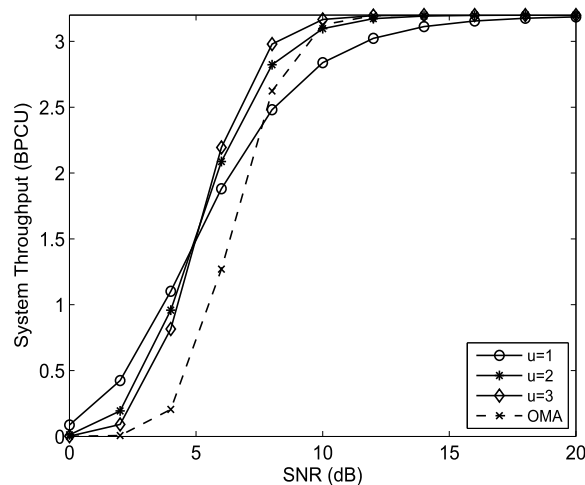


**FIGURE 5.** Outage probability for the second scenario versus SNR with  $\mu = 1$ .

Fig. 5 plots the outage probability of three users versus SNR with  $\mu = 1$ . The solid curves represent the outage probability of three users for NOMA which are obtained from (25). Obviously, the exact outage probability curves match precisely with the Monte Carlo simulation results. The dashed curves represents the asymptotic outage probability which is obtained from (34). The asymptotic curves well approximate the exact performance curves in the high SNR. It is shown that NOMA is also capable of outperforming orthogonal multiple access (OMA) in terms of outage probability in this scenario. Another observation is that when several users' QoS are met at same time, NOMA scheme offers better fairness with regard to conventional OMA. It is worth pointing out that NOMA and OMA has the same outage probability slope for user 3, which means that they achieves the same diversity. However, the different diversity orders are obtained for user 1 and 2, respectively. Fig. 6 plots the theoretical results of outage probability versus SNR with  $\mu = 2$  and  $\mu = 3$ . It is worth noting that NOMA system can achieve lower outage performance with the parameter  $\mu$  increasing. The reason is that a larger  $\mu$  results in higher diversity order for each user, which in turn leads lower outage probability.



**FIGURE 6.** Outage probability for the second scenario versus SNR with  $\mu = 2$  and  $3$ .



**FIGURE 7.** System throughput in delay-limited transmission mode versus SNR with  $\mu = 1, 2$  and  $3$  for the second scenario.

Fig. 7 plots the system throughput versus SNR in delay-limited transmission mode for the second scenario. The solid curves represent throughput which is obtained from (36) with different values of  $\mu$ . Similarly, one can observe that the higher system throughput can be achieved with the values  $\mu$  increasing at the high SNR. As can be seen from the figure, the throughput ceiling exits in the high SNR region. This is due to the fact that the outage probability is tending to zero and throughput is determined only by the target rate.

From the above analysis results we observe that the second scenario can be regarded as a benchmark of cooperative NOMA scenario considered in this paper. For the purposes of comparison, two pairing users (user 1 and user 3) are selected to perform NOMA jointly. The power allocation coefficients for user 1 and user 3 are  $a_1 = 0.8$  and  $a_3 = 0.2$ . The target rate for user 1 and user 3 are set to be  $R_1 = 0.5$ ,  $R_3 = 1$  BPCU, respectively. Fig. 8 plots the outage probability of two scenarios versus SNR with  $\mu = 1$ . One can observe that the outage performance of cooperative NOMA scenario is superior to the second scenario. This is due to the fact that



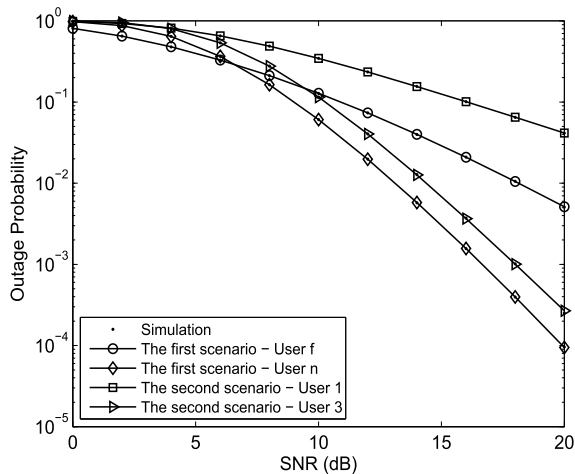


FIGURE 8. Outage probability for the two scenarios versus SNR with  $f = 1, n = 3$  and  $\mu = 1$ .

cooperative NOMA system can provide larger diversity order relative to the second scenario.

V. CONCLUSION

In this paper the outage performance of NOMA with the fixed gain AF relaying over Nakagami- $m$  fading channels has been investigated. First, the outage behavior of the ordered users by using the AF relaying protocol was researched in detail when the direct links between the BS and the users exist. Second, new closed-form expression for the outage probability with stochastically deployed users was provided under the condition of no relaying node. Based on the analytical results, the diversity orders achieved by the users for the two scenarios have been obtained. Furthermore, it is observed that the fairness of multiple users can be ensured by using NOMA scheme in contrast to conventional MA. Additionally, these derived results clarified the outage performance of NOMA scheme with cooperative technology over more general fading channels. Finally, the performance of these two scenarios were compared in terms of outage probability. Assuming the direct links were existent in the first scenario, hence our future research may consider comparing the performance between having direct links and no direct links.

APPENDIX A  
PROOF OF THEOREM 1

Substituting (4) and (9) into (20), the outage probability of  $d_f$  is expressed as follows:

$$P_{d_f} = P_r \left( \underbrace{\frac{|h_{sd_f}|^2 a_f \rho}{|h_{sd_f}|^2 a_n \rho + 1}}_{\Theta_1} < \gamma_{th_f} \right) \times P_r \left( \underbrace{\frac{|h_{sr}|^2 |h_{rd_f}|^2 a_f \rho}{|h_{sr}|^2 |h_{rd_f}|^2 a_n \rho + |h_{rd_f}|^2 + C}}_{\Theta_2} < \gamma_{th_f} \right). \tag{A.1}$$

$\Theta_1$  and  $\Theta_1$  are calculated as follows:

$$\Theta_1 = P_r \left( |h_{sd_f}|^2 < \frac{\gamma_{th_f}}{\rho (a_f - a_n \gamma_{th_f})} \triangleq \varepsilon \right) = \frac{M!}{(f-1)! (M-f)!} \sum_{i=0}^{M-f} \binom{M-f}{i} \frac{(-1)^i}{f+i} \times \sum_{q=0}^{f+i} \binom{f+i}{q} (-1)^q e^{-\frac{\mu \varepsilon q}{\omega_{sd_f}}} \times \sum_{p_0+\dots+p_{\mu-1}=q} \binom{q}{p_0, \dots, p_{\mu-1}} \prod_{k=0}^{\mu-1} \left( \frac{\psi_f^k}{k!} \right)^{p_k}, \tag{A.2}$$

where  $\Theta_1$  is established on the condition of  $\frac{a_f}{a_n} > \gamma_{th_f}$ .

$$\Theta_2 = P_r \left( |h_{sr}|^2 < \varepsilon \right) + P_r \left( |h_{rd_f}|^2 < \frac{\varepsilon C}{(|h_{sr}|^2 - \varepsilon)}, |h_{sr}|^2 > \varepsilon \right) = P_r \left( |h_{sr}|^2 < \varepsilon \right) + \int_{\varepsilon}^{\infty} f_{|h_{sr}|^2}(y) \int_0^{\frac{\varepsilon C}{(y-\varepsilon)}} f_{|h_{rd_f}|^2}(x) dx dy = 1 - \frac{\mu^\mu e^{-\frac{\mu \varepsilon}{\omega_{sr}}}}{\omega_{sr}^\mu \Gamma(\mu)} \sum_{k=0}^{\mu-1} \frac{(\varepsilon C)^k}{k!} \left( \frac{\mu}{\omega_{rd_f}} \right)^k \sum_{i=0}^{\mu-1} \binom{\mu-1}{i} \times \varepsilon^{\mu-i-1} \int_0^{\infty} x^{i-k} e^{-\frac{\mu \varepsilon C}{x \omega_{rd_f}} - \frac{\mu x}{\omega_{sr}}} dx \tag{A.3} = 1 - \frac{2\mu^\mu e^{-\frac{\mu \varepsilon}{\omega_{sr}}}}{\omega_{sr}^\mu \Gamma(\mu)} \sum_{k=0}^{\mu-1} \frac{(\varepsilon C)^k}{k!} \left( \frac{\mu}{\omega_{rd_f}} \right)^k \sum_{i=0}^{\mu-1} \binom{\mu-1}{i} \times \varepsilon^{\mu-i-1} \left( \frac{\varepsilon C \omega_{sr}}{\omega_{rd_f}} \right)^{\frac{i-k+1}{2}} K_{i-k+1} \left( 2\mu \sqrt{\frac{\varepsilon C}{\omega_{sr} \omega_{rd_f}}} \right), \tag{A.4}$$

where (A.3) follows Binomial theorem and (A.4) is obtained by using [23, eq. (3.471.9)]. Substituting (A.2) and (A.4) into (A.1), we can obtain (21).

The proof is completed.

APPENDIX B  
PROOF OF THEOREM 2

Substituting (5), (6) and (10), (11) into (22), the outage probability of  $d_n$  is expressed below:

$$P_{d_n} = \underbrace{\left[ 1 - P_r \left( \frac{|h_{sd_n}|^2 a_f \rho}{|h_{sd_n}|^2 a_n \rho + 1} \geq \gamma_{th_f}, |h_{sd_n}|^2 a_n \rho \geq \gamma_{th_n} \right) \right]}_{\Theta_3} \times \underbrace{\left[ 1 - P_r \left( \frac{|h_{sr}|^2 |h_{rd_n}|^2 a_f \rho}{|h_{sr}|^2 |h_{rd_n}|^2 a_n \rho + |h_{rd_n}|^2 + C} \geq \gamma_{th_f}, \frac{|h_{sr}|^2 |h_{rd_n}|^2 a_n \rho}{|h_{rd_n}|^2 + C} \geq \gamma_{th_n} \right) \right]}_{\Theta_4} \tag{B.1}$$

$\Theta_3$  and  $\Theta_4$  are calculated as follows:

$$\begin{aligned}\Theta_3 &= 1 - P_r\left(|h_{sd_n}|^2 \geq \varepsilon\right) P_r\left(|h_{sd_n}|^2 \geq \frac{\gamma_{th_n}}{a_n \rho} \triangleq \beta\right) \\ &= 1 - P_r\left(|h_{sd_n}|^2 \geq \max(\varepsilon, \beta) \triangleq \Omega\right) \\ &= \frac{M!}{(n-1)!(M-n)!} \sum_{i=0}^{M-n} \binom{M-n}{i} \frac{(-1)^i}{n+i} \\ &\quad \times \sum_{q=0}^{n+i} \binom{n+i}{q} (-1)^q e^{-\frac{\mu\Omega q}{\omega_{sd_n}}} \\ &\quad \times \sum_{p_0+\dots+p_{\mu-1}=q} \binom{q}{p_0, \dots, p_{\mu-1}} \prod_{k=0}^{\mu-1} \left(\frac{\psi_n^k}{k!}\right)^{p_k},\end{aligned}\quad (\text{B.2})$$

where  $\psi_n = \frac{\mu\Omega}{\omega_{sd_n}}$ .  $\omega_{sd_n}$  denotes the average power of the link between the BS and  $d_n$ .

$$\begin{aligned}\Theta_4 &= 1 - P_r\left(|h_{rd_n}|^2 \geq \frac{\varepsilon C}{|h_{sr}|^2 - \varepsilon}, |h_{sr}|^2 \geq \varepsilon\right) \\ &\quad \times P_r\left(|h_{rd_n}|^2 \geq \frac{\beta C}{|h_{sr}|^2 - \beta}, |h_{sr}|^2 \geq \beta\right) \\ &= 1 - P_r\left(|h_{rd_n}|^2 \geq \frac{\Omega C}{|h_{sr}|^2 - \Omega}, |h_{sr}|^2 \geq \Omega\right) \\ &= 1 - \int_{\Omega}^{\infty} f_{|h_{sr}|^2}(y) \int_{\frac{\Omega C}{y-\Omega}}^{\infty} f_{|h_{rd_n}|^2}(x) dx dy \\ &= 1 - \frac{\mu^\mu e^{-\frac{\mu\Omega}{\omega_{sr}}}}{\omega_{sr}^\mu \Gamma(\mu)} \sum_{k=0}^{\mu-1} \frac{(\Omega C)^k}{k!} \left(\frac{\mu}{\omega_{rd_n}}\right)^k \sum_{i=0}^{\mu-1} \binom{\mu-1}{i} \\ &\quad \times \Omega^{\mu-i-1} \int_0^{\infty} x^{i-k} e^{-\frac{\mu\Omega C}{x\omega_{rd_n}} - \frac{\mu x}{\omega_{sr}}} dx \\ &= 1 - \frac{2\mu^\mu e^{-\frac{\mu\Omega}{\omega_{sr}}}}{\omega_{sr}^\mu \Gamma(\mu)} \sum_{k=0}^{\mu-1} \frac{(\Omega C)^k}{k!} \left(\frac{\mu}{\omega_{rd_n}}\right)^k \sum_{i=0}^{\mu-1} \binom{\mu-1}{i} \\ &\quad \times \Omega^{\mu-i-1} \left(\frac{\Omega C \omega_{sr}}{\omega_{rd_n}}\right)^{\frac{i-k+1}{2}} K_{i-k+1} \left(2\mu \sqrt{\frac{\Omega C}{\omega_{sr} \omega_{rd_n}}}\right).\end{aligned}\quad (\text{B.3})$$

Substituting (B.2) and (B.3) into (B.1), we can obtain (23).

The proof is completed.

## REFERENCES


- [1] Q. C. Li, H. Niu, A. T. Papanthassiou, and G. Wu, "5G network capacity: Key elements and technologies," *IEEE Veh. Technol. Mag.*, vol. 9, no. 1, pp. 71–78, Mar. 2014.
- [2] Y. Saito, A. Benjebbour, Y. Kishiyama, and T. Nakamura, "System-level performance evaluation of downlink non-orthogonal multiple access (NOMA)," in *Proc. IEEE Int. Symp. Pers., Indoor Mobile Radio Commun. (PIMRC)*, Sep. 2013, pp. 611–615.
- [3] T. M. Cover and J. A. Thomas, *Elements of Information Theory*. New York, NY, USA: Wiley, 1991.
- [4] Z. Ding et al., "Application of non-orthogonal multiple access in LTE and 5G networks," *IEEE Commun. Mag.*, vol. 55, no. 2, pp. 185–191, Feb. 2017.

- [5] Z. Ding, Z. Yang, P. Fan, and H. V. Poor, "On the performance of non-orthogonal multiple access in 5G systems with randomly deployed users," *IEEE Signal Process. Lett.*, vol. 21, no. 12, pp. 1501–1505, Dec. 2014.
- [6] Z. Yang, Z. Ding, P. Fan, and G. K. Karagiannis, "On the performance of non-orthogonal multiple access systems with partial channel information," *IEEE Trans. Commun.*, vol. 64, no. 2, pp. 654–667, Feb. 2016.
- [7] Z. Ding, P. Fan, and H. V. Poor, "Impact of user pairing on 5G nonorthogonal multiple-access downlink transmissions," *IEEE Trans. Veh. Technol.*, vol. 65, no. 8, pp. 6010–6023, Aug. 2016.
- [8] Y. Liu, Z. Ding, M. ElKashlan, and J. Yuan, "Nonorthogonal multiple access in large-scale underlay cognitive radio networks," *IEEE Trans. Veh. Technol.*, vol. 65, no. 12, pp. 10152–10157, Dec. 2016.
- [9] N. Zhang, J. Wang, G. Kang, and Y. Liu, "Uplink nonorthogonal multiple access in 5G systems," *IEEE Commun. Lett.*, vol. 20, no. 3, pp. 458–461, Mar. 2016.
- [10] H. Tabassum, E. Hossain, and M. J. Hossain, "Modeling and analysis of uplink non-orthogonal multiple access (NOMA) in large-scale cellular networks using poisson cluster processes," *IEEE Trans. Inf. Theory*, to be published.
- [11] J. N. Laneman, D. N. C. Tse, and G. W. Wornell, "Cooperative diversity in wireless networks: Efficient protocols and outage behavior," *IEEE Trans. Inf. Theory*, vol. 50, no. 12, pp. 3062–3080, Dec. 2004.
- [12] Z. Ding, M. Peng, and H. V. Poor, "Cooperative non-orthogonal multiple access in 5G systems," *IEEE Commun. Lett.*, vol. 19, no. 8, pp. 1462–1465, Aug. 2015.
- [13] J. Choi, "Non-orthogonal multiple access in downlink coordinated two-point systems," *IEEE Commun. Lett.*, vol. 18, no. 2, pp. 313–316, Feb. 2014.
- [14] Y. Liu, Z. Ding, M. ElKashlan, and H. V. Poor, "Cooperative non-orthogonal multiple access with simultaneous wireless information and power transfer," *IEEE J. Sel. Areas Commun.*, vol. 34, no. 4, pp. 938–953, Apr. 2016.
- [15] J.-B. Kim and I.-H. Lee, "Non-orthogonal multiple access in coordinated direct and relay transmission," *IEEE Commun. Lett.*, vol. 19, no. 11, pp. 2037–2040, Nov. 2015.
- [16] J. Choi, "On the spectral efficient nonorthogonal multiple access schemes," in *Proc. Eur. Conf. Netw. Commun. (EuCNC)*, Jun. 2016, pp. 277–281.
- [17] Z. Zhang, Z. Ma, M. Xiao, Z. Ding, and P. Fan, "Full-duplex device-to-device aided cooperative non-orthogonal multiple access," *IEEE Trans. Veh. Technol.*, to be published.
- [18] L. Lv, Q. Ni, Z. Ding, and J. Chen, "Application of non-orthogonal multiple access in cooperative spectrum-sharing networks over Nakagami- $m$  fading channels," *IEEE Trans. Veh. Technol.*, to be published.
- [19] J. Men, J. Ge, and C. Zhang, "Performance analysis of nonorthogonal multiple access for relaying networks over Nakagami- $m$  fading channels," *IEEE Trans. Veh. Technol.*, vol. 66, no. 2, pp. 1200–1208, Feb. 2017.
- [20] G. K. Karagiannis, T. A. Tsiftsis, and R. K. Mallik, "Bounds for multihop relayed communications in Nakagami- $m$  fading," *IEEE Trans. Commun.*, vol. 54, no. 1, pp. 18–22, Jan. 2006.
- [21] M. R. Simon and M. S. Alouini, *Digital Communication Over Fading Channels*, 2nd ed. Hoboken, NJ, USA: Wiley, Jan. 2000.
- [22] H. A. David and H. N. Nagaraja, *Order Statistics*, 3rd ed. New York, NY, USA: Wiley, 2003.
- [23] I. S. Gradshteyn and I. M. Ryzhik, *Table of Integrals, Series, and Products*, 6th ed. New York, NY, USA: Academic, 2000.



**XINWEI YUE** received the master's degree from Henan Normal University, China, in 2013. He is currently pursuing the Ph.D. degree with the School of Electronic and Information Engineering, Beihang University.

His research interests include wireless communications theory, non-orthogonal multiple access, and cooperative networks.



**YUANWEI LIU** (S'13–M'16) received the B.S. degree and M.S. degree from the Beijing University of Posts and Telecommunications in 2011 and 2014, respectively, and the Ph.D. degree in electrical engineering from the Queen Mary University of London, U.K., in 2016.

He is currently the Post-Doctoral Research Fellow with the Department of Informatics, King's College London, U.K. His research interests include 5G Wireless Networks, Internet of Things, stochastic geometry and matching theory. He received the Exemplary Reviewer Certificate of the IEEE WIRELESS COMMUNICATION LETTER in 2015 and the IEEE TRANSACTIONS ON COMMUNICATIONS in 2017. He has served as a TPC Member of many IEEE conferences, such as GLOBECOM and VTC. He currently serves as an Editor of the IEEE COMMUNICATIONS LETTERS and the IEEE ACCESS.



**SHAOLI KANG** acted as a Project Manager with the China Academy of Telecommunication Technology (CATT), focusing on the Research and Development of TDSCDMA, from 2000 to 2005. She was with the Communication Center of System Research, University of Surrey, as a Research Fellow, doing research on projects from EPSRC and OFCOM and leading the Antenna and Propagation Club. Since 2007, she has been with CATT and acted as the Vice-Chief Engineer of TDD

Research and Development product line, focusing on speeding up the standard and industrial progress of TDD technology. Since 2011, she has been with the Wireless Innovation center and acted as the Head Expert, leading the 5G research with CATT. She is currently the Head Expert of 5G Standardization with the Wireless Innovation Center, CATT. She has authored over 20 papers. She has applied over 50 patents.



**ARUMUGAM NALLANATHAN** (S'97–M'00–M'05–F'17) served as the Head of Graduate Studies with the School of Natural and Mathematical Sciences, King's College London, from 2011 to 2012. He was an Assistant Professor with the Department of Electrical and Computer Engineering, National University of Singapore, from 2000 to 2007. He is currently a Professor of Wireless Communications with the Department of Informatics, King's College London. He has authored

over 300 technical papers in scientific journals and international conferences. His research interests include 5G wireless networks, Internet of Things, and molecular communications.

Dr. Nallanathan received the IEEE Communications Society SPCE Outstanding Service Award in 2012 and the IEEE Communications Society RCC Outstanding Service Award in 2014. He is a co-recipient of the Best Paper Award presented at the IEEE International Conference on Communications in 2016 and the IEEE International Conference on Ultra-Wideband in 2007. He is an IEEE Distinguished Lecturer. He has been selected as a Thomson Reuters Highly Cited Researcher in 2016. He served as the Chair for the Signal Processing and Communication Electronics Technical Committee of the IEEE Communications Society and the Technical Program Chair and a member of Technical Program Committees in numerous IEEE conferences. He is an Editor of the IEEE TRANSACTIONS ON COMMUNICATIONS and the IEEE TRANSACTIONS ON VEHICULAR TECHNOLOGY. He was an Editor of the IEEE TRANSACTIONS ON WIRELESS COMMUNICATIONS from 2006 to 2011, the IEEE WIRELESS COMMUNICATIONS LETTERS, and the IEEE SIGNAL PROCESSING LETTERS.

...