



King's Research Portal

DOI:

[10.1038/s41588-018-0135-7](https://doi.org/10.1038/s41588-018-0135-7)

Document Version

Other version

[Link to publication record in King's Research Portal](#)

Citation for published version (APA):

Zierer, J., Jackson, M. A., Kastenmüller, G., Mangino, M., Long, T., Telenti, A., Mohny, R. P., Small, K. S., Bell, J. T., Steves, C. J., Valdes, A. M., Spector, T. D., & Menni, C. (2018). The fecal metabolome as a functional readout of the gut microbiome. *Nature Genetics*, 50, 790-795. <https://doi.org/10.1038/s41588-018-0135-7>

Citing this paper

Please note that where the full-text provided on King's Research Portal is the Author Accepted Manuscript or Post-Print version this may differ from the final Published version. If citing, it is advised that you check and use the publisher's definitive version for pagination, volume/issue, and date of publication details. And where the final published version is provided on the Research Portal, if citing you are again advised to check the publisher's website for any subsequent corrections.

General rights

Copyright and moral rights for the publications made accessible in the Research Portal are retained by the authors and/or other copyright owners and it is a condition of accessing publications that users recognize and abide by the legal requirements associated with these rights.

- Users may download and print one copy of any publication from the Research Portal for the purpose of private study or research.
- You may not further distribute the material or use it for any profit-making activity or commercial gain
- You may freely distribute the URL identifying the publication in the Research Portal

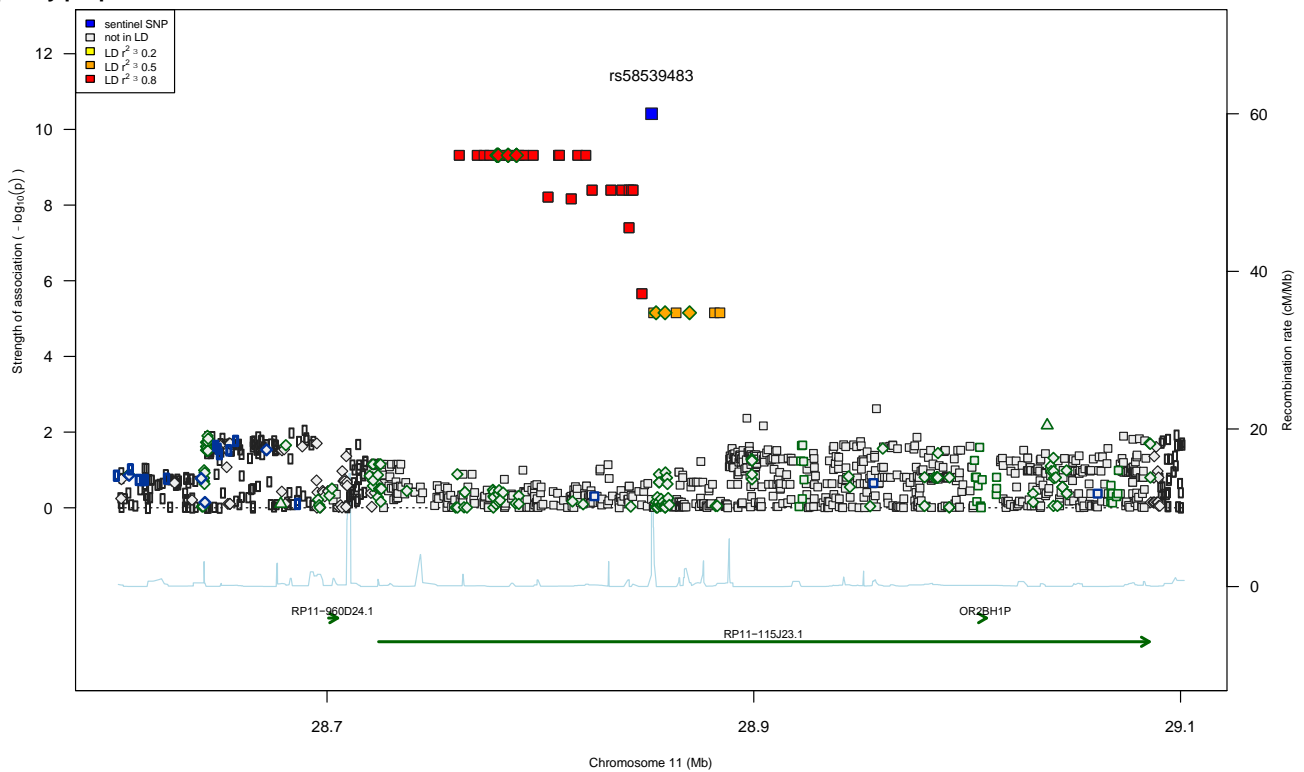
Take down policy

If you believe that this document breaches copyright please contact librarypure@kcl.ac.uk providing details, and we will remove access to the work immediately and investigate your claim.

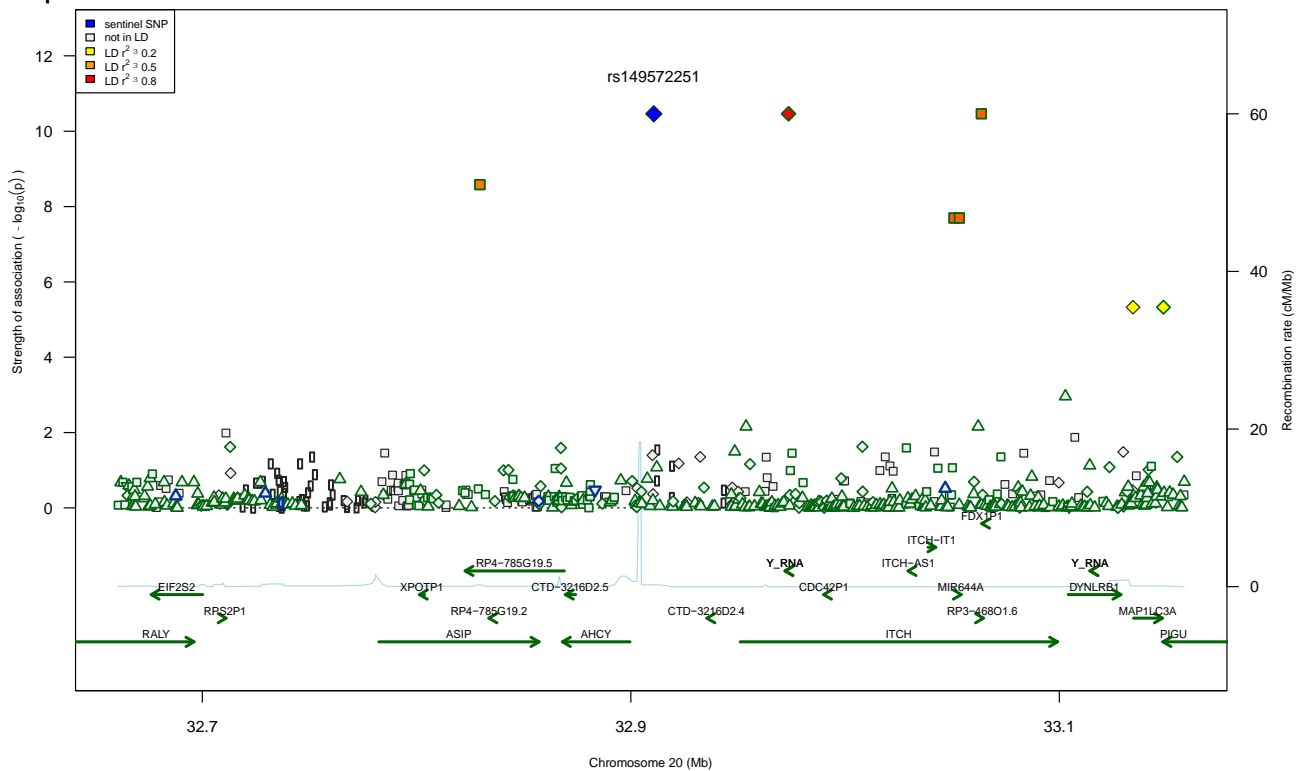
Supplementary Data 1. Regional Association Plots

Regional association plots were created for all significant associations of genetic loci with fecal metabolites using the web tool SNIPA (<http://snipa.helmholtz-muenchen.de/>). Colors indicate the strength of linkage disequilibrium (LD) with the sentinel SNP. The chromosomal positions are based on GRC37 and Ensembl v82 was used for gene annotations.

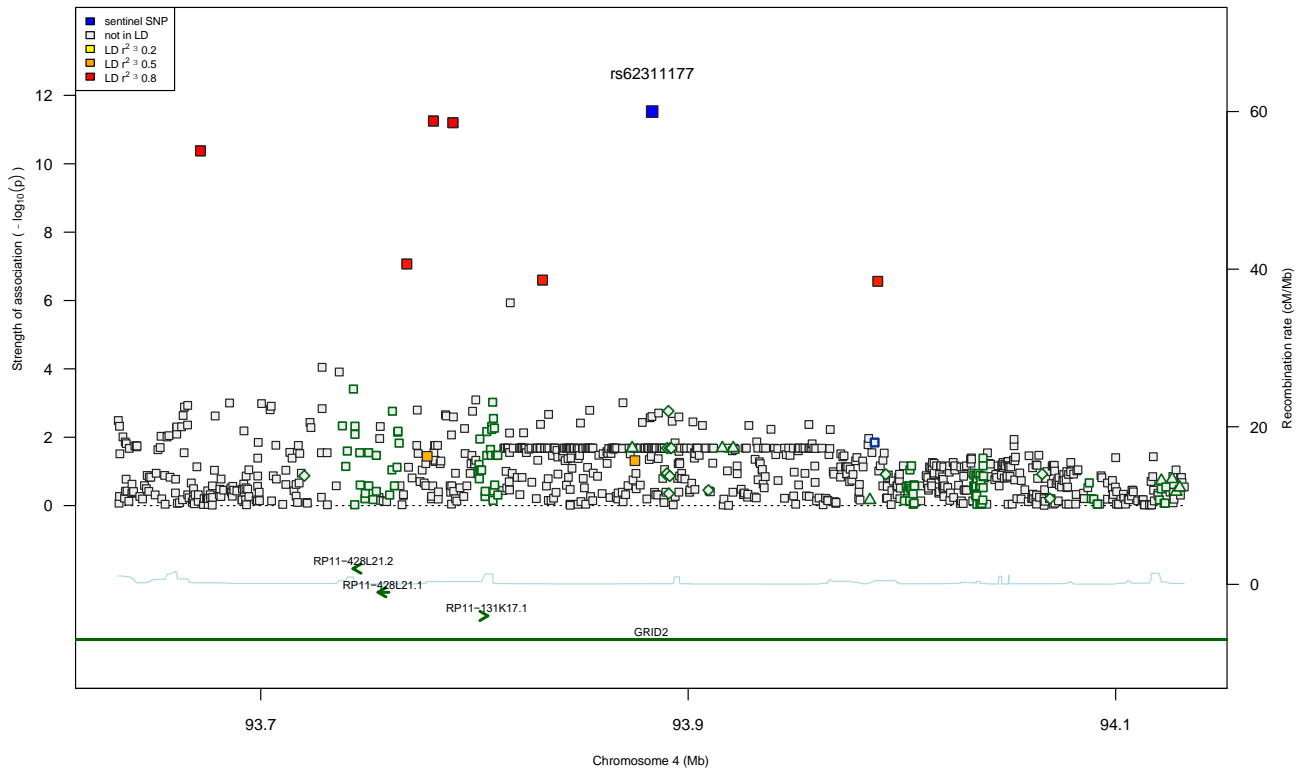
a) 3-phenylpropionate



b) eicosapentaenoate



c) 3-hydroxyhexanoate



d) 1,3-dimethylurate / 5-acetylamino-6-amino-3-methyluracil

