



King's Research Portal

DOI:
[10.1111/eje.12345](https://doi.org/10.1111/eje.12345)

Document Version
Peer reviewed version

[Link to publication record in King's Research Portal](#)

Citation for published version (APA):

Pitts, N. B., Mazevet, M. E., Mayne, C., Shaping the Future of Dental Education Cariology Group, Banerjee, A., Banjsak, L., Fisher, J., Fontana, M., Genuis, M., Johnson, L., Martignon, S., Melo, P., & Nyblom, Y. (2018). Shaping the future of dental education: Caries as a case-study. *European Journal of Dental Education*, 22(S1), 30-37. <https://doi.org/10.1111/eje.12345>

Citing this paper

Please note that where the full-text provided on King's Research Portal is the Author Accepted Manuscript or Post-Print version this may differ from the final Published version. If citing, it is advised that you check and use the publisher's definitive version for pagination, volume/issue, and date of publication details. And where the final published version is provided on the Research Portal, if citing you are again advised to check the publisher's website for any subsequent corrections.

General rights

Copyright and moral rights for the publications made accessible in the Research Portal are retained by the authors and/or other copyright owners and it is a condition of accessing publications that users recognize and abide by the legal requirements associated with these rights.

- Users may download and print one copy of any publication from the Research Portal for the purpose of private study or research.
- You may not further distribute the material or use it for any profit-making activity or commercial gain
- You may freely distribute the URL identifying the publication in the Research Portal

Take down policy

If you believe that this document breaches copyright please contact librarypure@kcl.ac.uk providing details, and we will remove access to the work immediately and investigate your claim.

Shaping the Future of Dental Education 'Caries as a Case-Study'

Authors:

Nigel B Pitts, FRSE, BDS, PhD, FDS RCS (Eng), FDS RCS (Edin), FFGDP(UK), FFPH, Director: Dental Innovation and Translation Centre (DITC), Kings College London Dental Institute, Guy's Hospital, London SE1 9RT, UK: nigel.pitts@kcl.ac.uk

Marco E Mazevet, DDS, Dental Innovation and Translation centre (DITC), Kings College London Dental Institute

Catherine Mayne, The Alliance for a Cavity-Free Future, King's College London Dental Institute

On behalf of the Shaping the Future of Dental Education Cariology Group: Avijit Banerjee (King's College London), Luka Banjsak (European Dental Students Association), Julian Fisher (THEnet), Margherita Fontana (University of Michigan, ACFF Canada/US Chapter), Mark Genuis (ICE Health Systems), Lynn Johnson (University of Michigan), Stefania Martignon (Universidad El Bosque & King's College London, ACFF Colombia Chapter), Paulo Melo (University of Porto) and Yvonne Nyblom (European Dental Hygienists Federation, ACFF Pan-European Chapter)

Abstract:

This paper reports on the full day workshop 'The Shape of The Future of Dental Education for Dental Caries - and how we get there' held immediately prior to the May 2017 ADEE/ADEA/King's College London meeting 'Shaping the Future of Dental Education'. A standardised, evidence-led Core Curriculum in Cariology (CCC) was developed jointly and systematically by ORCA and ADEE, starting in 2010. At the same time the ICDAS Foundation was developing a comprehensive caries management system, ICCMS™. The workshop reported on what has been achieved on a global basis by many building on these initiatives. The CCC has been, or is currently being, localised in a number of places around the world and has, in some countries, been successfully implemented. There are also other areas which are struggling more with the logistics of introducing it. The workshop presented geographical perspectives and experiences on implementing the CCC from Colombia, the US and Europe, as well as professional perspectives from hygienists, students and policy makers. The workshop then considered the future of the CCC and the roles of Interprofessional Education, Technology, Global Networking and Assessment in a Global Context in four break out groups. Having had reports back and plenary discussion, it was concluded that the caries world has made good progress towards a 'futuristic' curriculum with parallel development of a comprehensive, preventive and tooth-preserving caries management system - ICCMS™. The implementation challenge is now to

share even more effectively in order to have these developments more widely accepted and adopted worldwide.

Keywords: *Dental Education*, Dental Caries, Cariology, Curriculum, Caries Management, Caries Risk Assessment

Introduction:

This paper reports on the full day workshop ‘The Shape of The Future of Dental Education for Dental Caries - and how we get there’ held immediately prior to the May 2017 ADEE/ADEA/King’s College London meeting ‘Shaping the Future of Dental Education’. The aims of the workshop were to understand the important role of an up to date curriculum on dental caries for all dental (and other) professionals, with a focus shift towards more awareness of the caries process, the caries balance and preventive, as well as surgical methods, of caries care/treatment.

The scope of the day was truly global, although with an emphasis on the European and US contexts. The work being undertaken in this area has shifted to focus on ***implementation of what we have***, as opposed to the previous pattern of endlessly seeking to re-invent the wheel. The workshop examined the *Past* – exploring what has happened so far in the journey towards an international cariology curriculum; the *Present* – outlining what the cariology teaching and wider landscape looks like today; and the *Future* – determining not only what should the future of caries education look like, but also exploring how we get there.

The Caries Process and Caries Balance:

The understanding of the basic, clinical and public health science underpinning dental caries has improved over the last decades and comprehensive reviews, summaries and commentaries are available (1, 2). Caries is now understood as a biofilm-mediated, sugar-driven, multifactorial, dynamic disease that results in the phasic demineralization and remineralization of dental hard tissues. The balance between pathological and protective factors influences the initiation and progression of caries. This interplay between factors also underpins the classification of individuals and groups into caries risk categories, allowing an increasingly tailored approach to care (1).

The European Core Curriculum in Cariology:

A standardised, evidence-led Core Curriculum in Cariology (CCC) was developed jointly and systematically by ORCA and ADEE, starting in 2010. The process was carefully constructed to build consensus (3) and took place after a Europe-wide survey of Dental Schools had validated both the need and demand (4). The final curriculum which emerged from a comprehensive workshop held in Berlin was published (5) in an open access Supplement of this Journal, along with individual papers from each of the five Curriculum “Domains”: The knowledge base; Risk Assessment, Diagnosis and Synthesis; Decision Making & Preventive Non-Surgical Therapy; Decision Making & Surgical Therapy; and Evidence-based Cariology in Clinical & Public Health Practice.

ICCMS™ - International Caries Classification and Management System

At the same time the ICDAS - *International Caries Detection and Assessment System - Foundation* was evolving to develop its own holistic caries management tool - the *International Caries Classification and Management System™*- ICCMS™. The focus of this activity has always been multi-faceted across the four areas of Education, Practice, Public Health and Research.

The “Caries risk assessment, diagnosis and synthesis” Domain of the European CCC mapped across the ICDAS continuum of caries to link lesion severity and activity to clinical decision making (6). This scale of the continuum of caries was based on research evidence linking the pathology, diagnosis and logical management of caries (7, 8) which was built into ICCMS™ as a System for staging of the caries process with both clinical and radiographic assessment and enabling dentists to manage the disease with caries management pathways that preserve dental tissues and promote oral health (9, 10). The System incorporated consensus views from an international group of educators, researchers and practitioners (11) and has been streamlined for easy adoption in its latest ICCMS™ “4D” model (1).

The ICCMS™ goals for caries management are:

- To prevent new lesions from appearing
- To prevent existing lesions from advancing further
- To preserve tooth structure with:
 - Non-operative care at more initial stages, and
 - Conservative operative care at more extensive caries stages

while managing risk factors and recalling patients at appropriate intervals, with periodic monitoring and reviewing.

Together, the CCC and ICCMS™ can provide a basis for research-led education supported by the philosophical shift towards Minimally Interventive - Restorative Care (MI-RC) which is now being advocated by King's College London (12). This allows us to fulfil a long-held desire to educate dental graduates to be both oral health physicians and surgeons (13). At King's, there is also an emphasis on equipping all the students to be able to contribute to *Service to Society* in order to *make the world a better place* as part of the University-wide Vision (14). Community projects and volunteering around caries prevention throughout the life-course lend themselves well to this type of activity.

The Current Situation:

The workshop reported on what has been achieved on a global basis by many individuals and groups building on these initiatives. The CCC has been, or is currently being, localised in a number of places around the world and has, in some countries, been successfully implemented. The workshop presented geographical perspectives and experiences on implementing the CCC from Colombia, the US and Europe; as well as professional perspectives from hygienists, students and policy makers.

The Colombian Perspective

- Building on an extensive consultation process and working with the ACFF (Alliance for a Cavity-Free Future) Chapter, Deans and Educators, local adjustments were made to the European framework to make it more workable within Colombian academic and health systems (15)
- A collective consensus from the country's 26 dental schools was reached on the new guidelines for cariology teaching for undergraduates and the paradigm shift towards a more preventive care focus.
- ICCMS™ documentation has been translated into Spanish and is used broadly alongside curriculum documents within the country.
- Student engagement through national competitions has been found to be a very positive influence.

The US Perspective

- Once again, building on an extensive consultation process and working with those who had developed the CCC in Europe and localised it in Colombia, an enthusiastic group from ADEA involved large numbers of US Schools and held a localization Workshop and a Symposium at the ADEA meeting in Boston in 2015.

- The Core Cariology Curriculum framework for use in US Dental Schools was published in the Journal of Dental Education in June 2016 (16).
- This process also uncovered a significant gap in the US core competencies for graduates, where caries management strangely was not a visible requirement. It has been recommended that the core competencies for graduates are now rewritten to include appropriate caries detection, assessment and management skills.
- The process of implementing the CCC is underway, but there is a long way to go and take up is variable. It is hoped that the formation of the American Academy of Cariology should accelerate adoption, as will the Canada-US Chapter of the ACFF supporting other health professionals.

European Perspective

- Focusing on dental education experiences in Portugal, it was noted that there is considerable interest in an increase in caries education for undergraduates. However, in some other countries implementation has been slower than expected.
- Some reasons behind the lack of implementation progress across Europe were highlighted. These included:
 - Lack of understanding regarding the potential cost effectiveness of prevention (on a political level).
 - Perceived abundance of competing diagnostic systems and tools.
 - Lack of understanding by Universities of how cariology impacts each area of teaching.
 - The established caries management habits of current dental practitioners.
- It is believed that what may be useful in combatting this is the creation of a comprehensive document showing the benefit of full adoption for both education and public health and policy groups.
- Translations of curriculum documentation into more languages would also assist locally and would help to identify appropriate key persons to assist with broad European CCC introduction at National and Faculty levels.

Hygienists Perspective

- National competency requirements for hygienists differ significantly within Europe, as do the requirements placed on them in their roles and the degree to which team dentistry is embraced.
- A call has also been made for the redefinition of the role of the dental hygienist to better suit a multi-professional approach to dental care.

- Since 2015 the European Dental Hygienists Federation have been working on a harmonising hygienist education across Europe, a system which has already been approved by many governmental bodies.
- Hygienists are looking keenly for the creation of a 'Common Educational Framework' (CEF) for caries.

Student Perspective

- Students tend to be very interested in prevention and minimally interventive dentistry.
- It has been suggested that a unified European (or global) assessment system would be welcomed as there is still a distinct lack of harmonisation across teaching methods, curriculum content and student assessment standards.
- The literature used in dental schools is often outdated, and the lack of translations available is a huge barrier to many dental schools in utilising the most up-to-date work, especially in countries with lower levels of English language usage.
- Prevention and preventive strategies should be taught throughout the undergraduate course, with specific, detailed, early integration of material for all students.

Political and Policy Perspective

- The discussion around updating the way cariology education is approached is very timely due to the progress with the Minamata Convention and ratification of the Treaty giving it legal force.
- When people think about dentistry, they traditionally think of restorative or invasive treatment by a dentist. The shift needed is for them to see that dental care also involves the whole dental (and even wider, health) workforce.
- Understanding the context of the world we are trying to influence is key in this battle, and we need to be realistic regarding expectations of what can be achieved and by when.
- Utilising universal indicators and centralising data is a key way of ensuring wider understanding within the discussions.
- Change can happen, it just needs to be influenced in the right way so that what at the moment seems radical can quickly become the norm.
- Interactions with policy makers and others around dental caries should include references to understanding the economic value of cavity prevention, the importance of prevention-based payment systems, better equipping the dental and wider healthcare workforce with educational materials on leading-edge prevention and shifting public and industry behaviours towards caries prevention (17).

The role of Electronic Health Records in Caries Education and Caries Care

- After a long wait, comprehensive health records software for Education and Practice settings is now available to support a more holistic approach to oral health record keeping while also providing opportunities for research through collaboration.
- ICDAS caries staging has been integrated, offering the chance to classify lesions from severity stages 0-6 rather than just 'yes' or 'no' – carious or sound. In addition, lesions can be classified as active or inactive.
- More user-friendly software is the key to getting people to use systems - it needs to both be easy to use and suit the record keeping requirements and preferences of users.
- If we can create a universal health record system it would be beneficial for all healthcare practices and would allow us to offer holistic patient care inside and beyond dentistry.
- For some years both dental students and dental practitioners have identified lack of software functionality as a key barrier to adopting more preventive care models and making monitoring lesions over time feasible in either a busy teaching clinic or dental practice a reality.
- Further development of user-friendly software packages to support both education and preventive clinical practice and long term caries care with systems like ICCMS™ is a priority.

The workshop then considered the future of the CCC and the roles of Interprofessional Education, Technology, Global Networking and Assessment in a Global Context in four break-out groups which reported back to a plenary session. The key messages from the break-out groups are each illustrated by a Figure and a summary below.

Interprofessional Education and Caries:

ACFF Caries Puzzle: Inter-Professional Perspectives

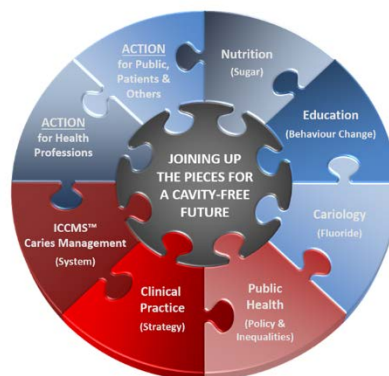


Figure 1 shows the “ACFF Caries Puzzle”; which *joins up* the many inter-professional perspectives needed for caries prevention and control. In order to be effective in preventing cavitated caries, students have to learn that there is an important interplay between nutrition, education, behaviour change, cariology science, Public Health policies, clinical practice, a systematic approach to preventive caries management, working with other health professionals, the public, patients and others.

Other key points to emerge from the discussions were:

- Education on the inter-professional approach to dental care should start from the first day of everyone’s training; students are often unaware of the true nature of the work they are training to do. More practical steps should be put in place to allow for ‘real world’ training, which can interact with patients and also link to community and *Service for Society* settings.
- Educators need to be clear what the training programmes are trying to achieve by these activities. They should be labelled as ‘collaborative practice’ in order to instill in students the importance of the collaborative workforce and make it ‘the norm’.
- It is important to understand the questions that the other professions have around oral health and caries when assessing what we should be teaching; both to them and to dental practitioners. We need to teach all dental and healthcare professionals what they want or need to know if the team is to be truly functional as interprofessional.
- It was suggested that we should look within Universities at the possibility of pooling some basic science education together to reduce duplication of teaching. Creating cross-professional lectures would help students realise the interplay between their disciplines, but there have been challenges in delivering such a vision.
- Curriculum development could or should potentially have a community aspect to it. The group questioned if we could ever get to a point where patients have a say in how their health workers are trained.
- The main barriers to truly integrated teaching were perceived to be the time and cost of overhauling and restructuring complex educational systems.
- It may be difficult to get buy in for this ‘out of the box’ thinking, as in many countries it does not fit within any traditional dental education ‘box’.

Global Networking and Caries:

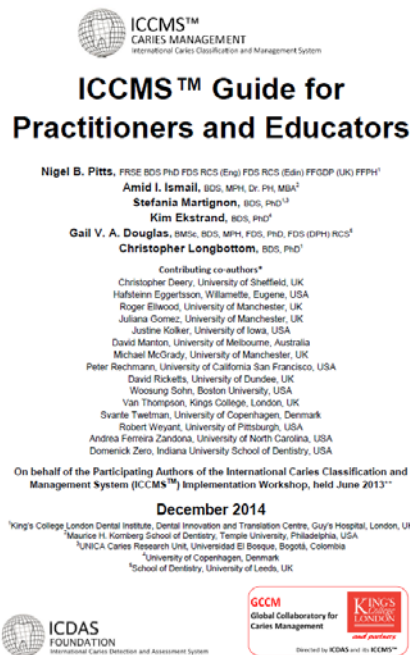


Figure 2 shows the cover of the ICCMS™ Guide for Practitioners and Educators. This is an excellent example of existing Global Networking in Cariology education. This comprehensive consensus Guide was produced by the **Global Collaboratory for Caries Management** coordinated by King's College London. It is the result of 75 international educators and researchers coming together to define best practice in caries prevention and clinical caries management.

Other key points to emerge from the discussions were:

- It's much easier now than it was even 20 years ago to create global networks. Moving forward, we need to identify the most effective ways to use technological systems (such as shared platforms) to share information and best practice in curriculum creation and guiding implementation.
- When looking at how and where to share information we need to make sure we are considering not just educators and dental clinicians. It is equally important to be assisting in networking nutritionists, public health professionals, primary care practitioners and others if we are to ensure a comprehensive cross-professional approach to care.
- In ensuring accessibility of information we need to remember to always try to use plain messaging for global comprehension, and develop strong, clear communication using simpler language than we may be used to. Early translation of materials into a range of languages will also play a key role in ensuring messages can be shared broadly.

- We should also include governments, NGO's, charities, patient advocacy groups and companies in the distribution plan, as they can all play an important role in ensuring the longevity of any initiative at scale.

New Technology and Caries:

EHR Examples (ICE) and Dental Caries

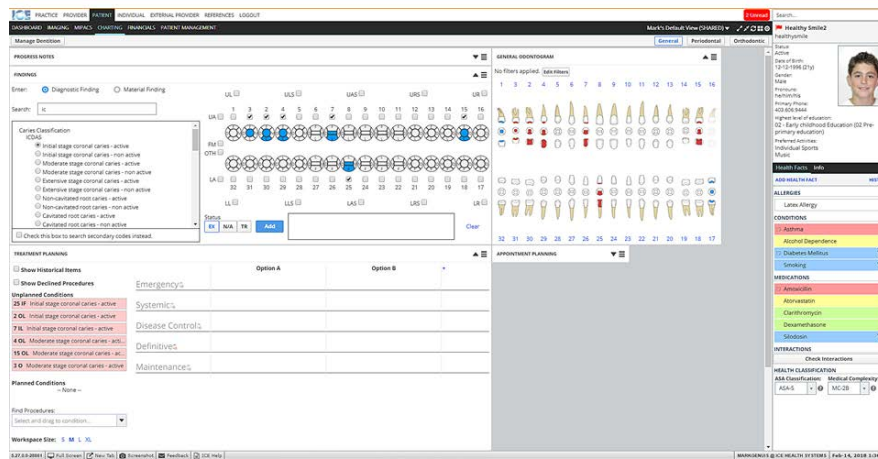


Figure 3 shows a page from a Dental Practice / Education software screen from ICE Health Systems (www.icehealthsystems.com) which allows the student or dentist to rapidly record both the stage of lesion severity and the lesion activity status according to the ICDAS classification (left side of image). The data are then automatically added to an odontogram (right side of image) and treatment planning module (bottom of image) in order to maximise speed, reduce the number of clicks and minimise errors. This is the type of information needed to support modern, preventive, tooth preserving, caries care.

Other key points to emerge from the discussions were:

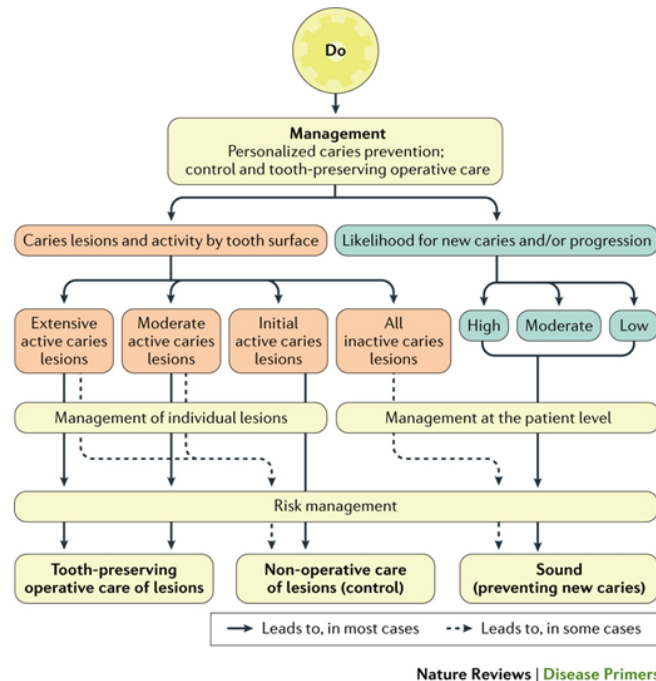
- New technology will play a vital role in enabling and ensuring global, inter-professional approaches to care are possible and successful.
- We need access to systems that communicate across professions (schools, health teams etc.) and we all need to all speak the same “language”. If you speak the same language, pooling data

is much easier. Lack of common, harmonised data standards have in the past undermined attempts to deliver effective evidence-based care as well as frustrated attempts to use multiple sites for longitudinal research, quality improvement and economic analyses.

- Younger generations should be very useful in the development of this, as students are much “savvier” with how they would want to use technology within their practice.
- This approach can also encourage interest from non-dental groups, which would allow the programmes to expand into other areas of healthcare and provide a more holistic approach to care.
- It was felt that there is much to be said for what larger, established initiatives (such as Google) might offer in this field. The idea of linking companies for cross-purposes is not new, although commercial barriers may be problematic.
- There is currently a desire to teach evidence based dentistry, however the capabilities of the technology we now have has in some ways overtaken the traditional evidence we currently can offer in order to do so. There is a need to enhance critical thinking and approaches to innovation that safeguard patients while allowing progress and on-going evaluation and outcome assessment.
- Technology should be used as a supplement to teaching- we need to equip students to know when and how to ask the right questions and then offer the resources to assist them in finding the right answers.
- A recent caries example of eLearning enhanced material on dental caries is a caries module in the *Biomedical Foundations through Clinical Cases (BFCC)* series on the Healthcare Learning Schools Network (18). This links the basic science underpinning cariology with some clinical case scenarios and helps to address the problems of Dental Schools without specific teaching expertise in such areas.
- There are opportunities which will emerge to use big data to understand caries and caries care better, as well as to use this type of information to inform and empower patients. As in other fields, technology may dramatically alter the caries landscape in the years to come.

Assessment in a Global Context and Caries:

Assessment should be across delivering a Comprehensive (ICCMS™) Caries Management Plan



Pitts, N. B. *et al.* (2017) Dental caries *Nat. Rev. Dis. Primers* doi:10.1038/nrdp.2017.30

Figure 4 shows a version of a flow chart from an ICCMS™ “4D” caries management plan for personalised caries prevention, control and tooth-preserving operative care (1). It is important that the assessment of students in the area of caries care reflects the full scale of this intellectual and clinical task and does not just focus on (any) operative intervention required (as is frequently the case in many Dental Schools at present).

Other key points to emerge from the discussions were:

- There should be a more universal baseline for dental education across the board, not just for clinical dentists, particularly as there is a large section of the dental workforce choosing to work internationally.
- We need to assist practitioners in speaking the same dental language. Common standards are difficult to achieve but are important and enabling.
- There should be a grading system to assess the caries competency of new dentists which is globally calibrated to offer a rating which can be transferrable and understandable wherever

they decide to work. This system should assess clinical decision making and also advise as to any additional skills or training suggested for the individual to be able to work in practice.

- Assessment should be continuous and longitudinal rather than cross sectional. A syllabus of topics would not be covered and assessed in a specific order, but with the creation of a whole monitoring process offering assessment in clinical competencies across the many years of training. This would offer the chance to see the students develop and target areas of need, as well as to extend their skills when specific core areas had been mastered.
- We should be looking at working as an inter-professional collective to develop a holistic approach to assessment, using a network of specialists to ensure our approach is not narrow.
- There was a suggestion from some that independent assessors could be brought in to assess students' competency. This would allow standardised, subjective evaluation of each student. Two key requirements of this would be the creation of a system to calibrate the skills of the assessors and the logistical comprehension of how this could translate to a global scale program, which would be necessary if it were to be effective. The logistical and economic barriers to introducing such a system were not underestimated.

Summary and Recommendations:

- We need a paradigm shift towards ethical team-delivered oral healthcare and caries care.
- We need to be aware of the breadth and diversity of the issues around implementing the Core Caries Curriculum we already have.
- Oral health and particularly caries do link strongly to general health through the sugar agenda and obesity. We need to view the subject of caries prevention in the context of wider health and ensure that students are well equipped to understand the broader perspective as well as the clinical dental focus on individual patients.
- We should ensure that students and staff are equipped with the latest leading-edge diagnostic, preventive and surgical skill-sets, and that they know how and when to use them, and when not to.
- We need to be aware of how what we are teaching in dental schools translates into real world situations for graduates and help them transition.
- The use of *Minimally Interventive Restorative Care* dentistry encourages integration throughout the dental team, as the work of all members is important in the process.
- There are examples of sustainable and profitable business/workforce models utilising this structure which should be shared more widely.

Conclusion: Following the range of presentations across the day, the break out group focussed sessions and reports back to a plenary discussion, it was concluded that the caries world has made good progress towards a ‘futuristic’ curriculum with parallel development of a comprehensive, preventive and tooth-preserving caries management system - ICCMS™. The implementation challenge now faced is to share our resources even more effectively in order to have these developments more widely accepted and adopted worldwide.

ACKNOWLEDGEMENTS

The authors are indebted to all members of the *Shaping the Future of Dental Education Cariology Group* for their contributions to the presentations, breakout groups and discussions at the workshop. We also wish to fully acknowledge the important contributions made over a number of years by: Andreas Schulte, Marie Charlotte Huysmans, Christian Splieth and Wolfgang Buchalla in driving the ORCA side of the development of the European Core Curriculum in Cariology for undergraduate dental students, Damian Walmsley’s contribution with others from the ADEE side, all of those contributing to the development and refinement of ICCMS™, those working in ACFE Chapters worldwide and colleagues at King’s College London Dental Institute. We also acknowledge financial support from a range of Companies who generously supported the development of the CCC and ICCMS™ as well as Colgate, who kindly supported this specific Workshop with an unrestricted grant.

REFERENCES

1. Pitts NB, Zero D, Marsh P, Ekstrand K, Weintraub J, Ramos-Gomez J, et al. Dental caries. *Nature Reviews Disease Primers*. 2017; 3(17030).
2. Pitts NB and Zero D. FDI World Dental Federation-Colgate Caries Prevention Partnership: White Paper on Dental Caries Prevention and Management [internet]. Geneva: FDI; 2016 [cited Feb 2018]. Available from: www.fdiworldental.org/media/93783/2016-fdi_cpp-white_paper.pdf
3. Schulte AG, Pitts NB. First consensus workshop on the development of a European Curriculum in Cariology. *Eur J Dent Educ* 2011; 15 (Suppl. 1): 1–2.
4. Schulte AG, Buchalla W, Huysmans MC, Amaechi BT, Sampaio F, Vougiouklakis G, et al. A survey on education in cariology for undergraduate dental students in Europe. *Eur J Dent Educ* 2011; 15 (Suppl. 1): 3–8.
5. Schulte AG, Pitts NB, Huysmans MC, Splieth C, Buchalla W. European Core Curriculum in Cariology for undergraduate dental students. *Eur J Dent Educ* 2011; 15 (Suppl. 1): 9–17.

6. Pitts NB, Melo P, Martignon S, Ekstrand K, Ismail A. Caries risk assessment, diagnosis and synthesis in the context of a European Core Curriculum in Cariology. *Eur J Dent Educ* 2011; 15 (Suppl. 1): 23–31.
7. Ekstrand KR, Ricketts DN and Kidd EA. Occlusal caries: pathology, diagnosis and logical management. *Dent Update* 2001; 28(8): 380–7.
8. Kidd EA, Banerjee A, Ferrier S, Longbottom C and Nugent Z (2003). Relationships between a visual ranked caries scoring system and two histological validation techniques; a laboratory study on occlusal and approximal carious lesions. *Caries Res* 2003; 37: 125–9.
9. Pitts NB and Ekstrand KR. International Caries Detection and Assessment System (ICDAS) and its International Caries Classification and Management System (ICCMS™) – methods for staging of the caries process and enabling dentists to manage caries. *Com Dent Oral Epi* 2013; 41: e41–e52.
10. Ismail AI, Tellez M, Pitts NB, Ekstrand KR, Ricketts D, Longbottom C, et al. Caries management pathways preserve dental tissues and promote oral health. *Com Dent Oral Epi* 2013; 41: e12–e40.
11. Pitts NB, Ismail AI, Martignon S, Ekstrand K, Douglas GV, Longbottom C. ICCMS™ Guide for Practitioners and Educators [internet]. London: Global Collaboratory for Caries Management; 2014 [cited Feb 2018]. Available from: www.iccms-web.com/uploads/asset/592845add7ac8756944059.pdf
12. Banerjee A. Minimum intervention – MI inspiring future oral healthcare?. *Brit Den J* 2017; 223: 133–5.
13. Pitts NB. Are we ready to move from operative to non-operative/preventive treatment of dental caries in clinical practice? *Caries Res* 2004; 38: 294-304.
14. King’s College London (KCL). King’s Strategic Vision 2029 [internet]. London: KCL; 2017 [cited Feb 2018]. Available from: www.kcl.ac.uk/aboutkings/strategy/Kings-strategic-vision-2029.pdf
15. Martignon S, Marin L, Pitts NB, Jácome-Liévano S. Consensus on domains, formation objectives and contents in cariology for undergraduate dental students in Colombia. *Eur J Den Educ* 2014; 18(4): 222-233.
16. Fontana M, Guzmán-Armstrong S, Schenkel A, Allen KL, Featherstone J, Goolsby S, et al. Curriculum Development of a Core Curriculum Framework in Cariology for U.S. Dental Schools. *J Dent Educ* 2016; 80 (6):705-720.
17. Pitts NB, Grant J, Hinrichs-Krapels S, Mazevet ME. Towards a Cavity-Free Future: How do we accelerate a policy shift towards increased resource allocation for caries prevention and control? [internet]. London: The Policy Institute at King’s; 2017 [cited Feb 2018]. Available from: www.kcl.ac.uk/sspp/policy-institute/publications/Towards-a-cavity-free-future.pdf
18. Healthcare Learning Schools Network. Biomedical Foundations through Clinical Cases: BFCC Demonstration [internet]. 2015 [cited Feb 2018] Available from: www.youtube.com/watch?v=IfNvI9DALQI

FIGURES AND LEGENDS

Figure 1 The ACFF Caries Puzzle: joining up Inter-professional perspectives of cavity prevention.

Figure 2 The ICCMS™ Guide for Practitioners and Educators, produced by the Global Collaboratory for Caries Management coordinated by King's College London (11).

Figure 3 Shows a page from an Dental Practice / Education software screen from ICE Health Systems (www.icehealthsystems.com) which allows the student or dentist to rapidly record both the stage of lesion severity and the lesion activity status according to the ICDAS classification (left side of image). The data are then automatically added to an odontogram (right side of image) and treatment planning module (bottom of image) in order to maximise speed, reduce the number of clicks and minimise errors.

Figure 4 Shows a flow chart from an ICCMS™ 4D caries management plan for personalised caries prevention, control and tooth-preserving operative care. (Reproduced with kind permission from Nature Reviews Disease Primers (1)).